

The Observer

VOL XIX, NO. 45

the independent student newspaper serving notre dame and saint mary's

TUESDAY, OCTOBER 30, 1984

Hiler and Barnes debate last night

By ELIZABETH FLOR
Senior Staff Reporter

Democratic candidate for the Indiana House Mike Barnes accused Republican incumbent John Hiler of having an ideology which is "bound by profit and the free flow of capital" last night in a debate in the Center for Continuing Education.

Barnes said, "We need a congressman who understands the people of the 3rd District (of Indiana). I wouldn't deceive you, you'd know where I stand." He suggested Hiler "lay aside" his ideology so problems can be solved for the common good.

Hiler emphasized the economic progress of the 3rd District since his election to Congress in 1980. He said he wants to "go back to Washington and build on the progress of the last four years." He cited inflation rates which have decreased by two-thirds since he took office, while interest rates have fallen by almost one-half.

About the anti-satellite defense and "star wars" defense plan of President Reagan, Barnes said, "We have to make a basic decision whether to escalate the arms race in outer space." Barnes, serving his second term as St. Joseph County prosecutor, said the three trillion dollar decision is the wrong one because the United States should be concentrating on earth and on meaningful discussions between the United States and the Soviet Union instead of depending on computers.

Hiler said the United States cannot allow the Soviet Union to unilaterally have anti-satellite defense. He said the non-nuclear "star wars" defense is "totally appropriate and incumbent to our needs." Whether or not we want to share this development with the Soviet Union will have to be decided when the United States perfects this defense, he said. "Both are necessary items for our national defense."

On the problem of military and economic aid to Central America, Barnes said the United States should continue economic aid as well as political and land reforms, and that military intervention is the wrong approach. "In Nicaragua, the pulling back of East and West is an approach that I favor," he said.

Hiler said both economic and military assistance will be necessary because of the guerrilla movements in Central America.

Commenting on a recent state-

ment of Secretary of State George Schultz that terrorism in the Middle East must be stopped regardless of the cost, Hiler said action should only be taken against terrorists if specific groups or people can be pinpointed. Therefore, the risks are minimized to innocent people, he said, but these risks must still be taken.

Since he has been in Congress, Hiler has helped pass a bill to give rewards to those volunteering information about terrorist groups. Barnes also said, "We should make every effort that we can to identify specific people responsible for events."

Barnes was asked why Republicans should support him when faced with Walter Mondale's trailing in the opinion polls. He said that this is a race between Jack Hiler and himself, an approach that addresses the unique problems in the 3rd District.

Hiler argued voters are supporting "Reaganomics" and "one reason his opponent said he was running was because he was opposed to the conservative economics of Reagan." Hiler maintains that Reagan preaches a message of hope and opportunity versus the doom, gloom and despair of the Democrats.

The panel asked both candidates about Reagan's economic policies, particularly the budget.

Hiler said "I cannot promise a balanced budget anymore than anyone else in the country can." The key to a balanced budget, he said, is how high economic growth is. Therefore, he would advocate policies for economic growth.

Barnes responded by saying the supposed economic growth is a dream, there will be no spurt of growth, and that this "is not practical, reasonable."

About the plight of the poor, Barnes said, "The wedge between the 'have's' and 'have not's' increases every day." We need a way for government to help those who cannot help themselves, such as the handicapped, he said. He believes the best method of help is education that is affordable and available for more people, citing the example of the dramatic difference in the Head Start program in Michigan.

Hiler said, "The most compassionate thing that a government can do is to provide enough jobs so that

see DEBATE, page 4



Leading the way to victory

Head Football Coach Gerry Faust leads the team onto the field at last Saturday's Notre Dame-LSU game in Baton Rouge. Also joining the football

team in Louisiana were many seniors on the Senior Class Trip. In front of a national audience, Notre Dame came home victorious, winning 30-22.

The Observer/Tom Small

Student government survey results prompt bookstore price decrease

By GABRIELLE ARRIEH
News Staff

Some prices have been lowered in the Hammes Bookstore as a result of a survey taken last January. The survey compared bookstore prices on 23 items to those of seven outside stores and showed these same items were selling for less in most outside stores surveyed.

Earlier this year, the Student Senate had polled students on the possibility of an alternative student-run store. A majority of the students surveyed said they thought the store would be a good idea.

According to the evaluation of bookstore prices this year, Lori Kluczyk, chairwoman of the Student Senate committee on the student store, said 34.8 percent of the 23

items mentioned in the earlier survey now have lower prices. However, 30.4 percent of the items have higher prices, 8.7 percent retained their same prices, and 26.1 percent are no longer comparable.

Backing up Kluczyk's results, Bookstore Manager Brother Conan Moran said, "We did lower prices on certain items as a result of the survey. We adjusted our merchandise mix and conversed with the companies directly. As our stock continues to be replenished with less expensive items, the prices will be adjusted."

Moran said approximately 12 items not mentioned in the survey have also been reduced in price this year.

He said Notre Dame students are brand conscious. "Therefore," he

said, "we will continue to try to achieve the best quality of merchandise for the best price."

Nevertheless, Student Senator Pat Browne said plans for the student store will continue. "We want to give the students an alternative in both products and prices. Not only will we be offering a larger variety of items, but also, we will be selling things not offered in the bookstore such as sporting goods. Also, we will be buying larger quantities of items so that we can offer them at lower prices."

Kluczyk said, "The student store could be one of the better things on campus. My hope is that people will use it."

Still Moran denied lowering

see STORE, page 5

Observer coverage discussed at Board of Governance

By ANNE GALLAGHER
Staff Reporter

Representatives of *The Observer* met with the Saint Mary's Board of Governance last night to discuss the newspaper's coverage and commitment to the College.

Briefly describing the 18-year history of *The Observer* and its relationship with Saint Mary's, Editor-in-Chief Bob Vonderheide commented on the role Saint Mary's has played in the past. "If you think things are bad now, it was much worse earlier. We started out on bad ground."

Vonderheide pointed out that in the initial years of the newspaper, only 45 percent of Saint Mary's students subscribed as opposed to 95 percent of Notre Dame's students; in 1973, when the subscription price was raised to \$2, so few SMC students wanted the publication that for 15 days circulation was dropped completely. In the 1976-77 academic year, subscription was made mandatory and, as demanded, Saint Mary's coverage was increased. A year later, an equal opportunity clause was enacted, allowing a SMC student to become editor-in-chief and sit on the editorial board. Since

then, *The Observer* has increased its coverage of Saint Mary's, and opened an office on the third floor of Hagggar College Center.

Most of Vonderheide's comments were designed to explicate the growing commitment *Observer* editors say they have towards Saint Mary's. Anne Monastyrski, Saint Mary's editor, said the new office and terminal in the Hagggar Center shows this. "These developments represent more than anything our commitment to Saint Mary's. That we have a functioning office is important."

Mark Worscheh, managing editor,

emphasized the use of *The Observer* as an instrument to get across the daily news and events. He pointed out the various channels, from news briefs to the viewpoint page, and urged both student government and the student body to use the newspaper to their benefit.

Worscheh said, "Our job is to follow through with your information and comments. We are to act as a sounding board and public voice for you, but we do need to hear from you. We can't press you for stories - let us know about them. You owe it to yourself to demand the coverage you deserve like everyone else."

Demanding coverage isn't the problem surrounding Saint Mary's sports. The problem lies in the methods of obtaining information about sports events, according to Mark Johnson, Saint Mary's sports editor. "The only way I know what to cover is by checking schedules and talking to people," said Johnson.

Unlike Notre Dame sports, coverage of Saint Mary's athletics are centered around part-time coaches and a lack of press releases. "Accessibility is a big problem. Due to frequent schedule changes I often

see BOARD, page 3

In Brief

The librarian of the Supreme Court of the United States, Roger Jacobs, has been appointed director of research and librarian at the Notre Dame Law School by Provost Timothy O'Meara, effective July 1. Jacob's appointment is one of a series of steps in the University's plan to convert its present law library to a major law research facility. Before joining the staff of the Supreme Court in 1978, Jacobs was law librarian at three different academic law libraries. He is a member of the Michigan bar. - *The Observer*

The Shaheen-Mestrovic Park in front of O'Shaughnessy Hall was dedicated Oct. 24 with a blessing by Father Theodore Hesburgh, University president. The area is a benefaction of Mr. and Mrs. Eli Shaheen of Sturgis, Mich. They donated \$100,000 to construct the mini-park and conversation area on the west side of O'Shaughnessy, with the artist Mestrovic's "Christ and the Samaritan Woman at the Well" as its focal point and including his statues of St. Luke and of St. John. - *The Observer*

"The Gender Gap," a movie explaining the difference between voting patterns of men and women, will be shown tonight at 7 in the Center for Social Concerns auditorium. The movie is sponsored by the Women's International League for Peace and Freedom and the Notre Dame Women's Caucus. - *The Observer*

The teacher chosen to fly aboard the space shuttle in 1986 will need at least five years of teaching experience, normal blood pressure and good hearing, a NASA official in Huntsville, Ala. says. Alan Ladwig, director of NASA's Space Flight Participation Program, said applications from interested elementary and secondary teachers will be accepted from Dec. 1 to Feb. 1. The winner, chosen from a field of 10 finalists picked on July 4, 1985, will become the first person drawn from the general public to be sent into space. - *AP*

Of Interest

A debate between Mike Brogioli, chairman of Notre Dame students for Mondale-Ferraro, and Bill Healy, chairman of the ND/SMC students for Reagan-Bush will be held tonight from 8:30 to 10 in the Hayes-Healy Auditorium. The Election Task Force is sponsoring the debate and *Observer* Editor-in-Chief Bob Vonderheide will be the moderator. — *The Observer*

Looking for a career in Congress or a summer internship? Gary Caruso, director of legislation for the subcommittee on select educations and 1973 graduate of Notre Dame, will speak about these topics tonight at 8 in the Library Auditorium. The speech is sponsored by all of the class officers and is open to the public. — *The Observer*

Weather

Indian summer is over. Mostly cloudy today with highs in the upper 50s. A 30 percent chance of rain tonight with lows in the mid 40s. Tomorrow, a 40 percent chance of rain with highs in the mid 50s. — *AP*



The Observer

The Observer (USPS 599 2-4000) is published Monday through Friday and on home football Saturdays, except during exam and vacation periods. **The Observer** is published by the students of the University of Notre Dame and Saint Mary's College. Subscriptions may be purchased for \$30 per year (\$20 per semester) by writing **The Observer**, P.O. Box Q, Notre Dame, Indiana 46556. **The Observer** is a member of **The Associated Press**. All reproduction rights are reserved.

Today's issue was produced by:

Production Consultant Steve
Design Editor Tom Small
Design Assistant Anne Long
Layout Staff Margo Kirchner
Typesetters Mary Ellen and Ted
News Editor Tess Guarino
Copy Editor Jane Kravcik
Sports Copy Editor Theron Roberts
Viewpoint Layout Paul Bruce
ND Day Editor Barb Stevens
SMC Day Editor Carolyn Kelly
Ad Design Susan O'Hara
Photographer Dan Bender

Uninformed or uninterested? Don't waste your vote

You've probably been hearing public service messages on television and the radio reminding you of your civic duty to vote in next week's election. Maybe you shouldn't.

The media mean well by these messages. Political types worry about sinking voter turnouts. But turnouts do not mean everything. The U.S.S.R has near-100 percent turnouts all the time, but that has done little for their democracy. Much more than the percentage of citizens voting goes into the strength of a republic.

Your civic duty is not merely to vote. It is to become well informed about the candidates and the issues involved in the election and to make a conscious, conscientious decision.

If you are not well-informed, don't just flip a coin to decide your vote. Above all, don't make your decision based on public opinion polls. A majority of the people can very easily be wrong. The basis of our democracy is that if a majority of the people want the worse candidate, he or she is elected. But don't vote for him or her just because everyone else is.

If you feel you are well-informed, but do not want any of the candidates, don't vote for any of them. If you want to be on record as having voted, turn in your ballot leaving blank the races in which you feel you cannot vote or, if it is possible in your state, write in the name of the person you think would do best. He or she probably won't win, but at least you will have voted your conscience.

Yes, it is possible that if you leave a ballot blank, someone, whether it be the Democratic machine in Chicago or Indiana's own efficient Republican machine, will complete it for you. But if you fear that, consider that they may also "correct" your vote if you vote "wrongly."

It could be very dangerous to vote for a candidate just because you're sure of the outcome. If you like neither Reagan nor Mondale, but figure Reagan will win, don't vote for Mondale because it's "safe." If enough people did that, Mondale could pull off the election.

But in that case, don't vote for Reagan, either, just to be "on the winning side." It wouldn't effect the outcome, but the larger the victory, the larger the impact it can have.

Another way not to vote is the way your friends do. Just because no one else in the section will admit to supporting Mondale, doesn't mean you should feel you can't vote for him. There is no reason anyone should ever know. If you fear ridicule, support Reagan in public.

Tom Mowle
Day Chief

Inside Tuesday



before the election. You won't convince anyone else to vote your way, but on this campus you probably wouldn't, anyway. You need not tell anyone how you vote. Say Reagan; it matters little after the votes are cast anyway.

It matters little what reason you use in making a decision, as long as it is your own reason. If you vote for all the Italians against all the Poles because your experience has been that Italians do a better job, fine. Some will disagree with you, but if your decision is made clearly, and you can defend it to yourself, go ahead.

The same is true if a friend of the family's is running for city judge and you are planning on getting in trouble with the law. Similarly, if there is only one issue you care about - abortion, the environment, fixing the road out to your house - and are willing to subordinate all other issues, then vote for your candidate. At least you have a reason for casting your vote as you do.

If you frankly don't give a damn who wins an election, don't vote. Don't neutralize an informed vote by a concerned citizen with a random punch of the stylus. The best choice is to become informed and make a clear decision. Failing that, don't hurt the choice of people casting a knowledgeable vote. Stay home on election day.



The Observer publishes its official opinion in the form of an unsigned, large-print, wide-column article on the **Viewpoint** page. These columns represent the opinion of a majority of *The Observer* editorial board. All other columns, on the **Viewpoint** page or otherwise, are the views of their authors and do not necessarily reflect the views of the editorial board or *The Observer* staff.

Paragliders
Sky Sports
Unlimited, Inc.
Skydiving instruction and
Paragliding Flight instruction
219-586-3580 Business
219-586-2663 Home

TYPING
Term Papers
Resumes
Letters
Manuscripts
Word Processing
Call Chris at:
234-8997

Sobering
Advice
can save
a life

Interested in
TECHNICAL THEATRE?
A team of interested technicians and
artists is forming
to mount a production of
THE DRAMATIST
Attend a Kickoff Party
Information, explanations, & refreshments
Meet the Director, Designers, & Cast
No Previous Experience Necessary!
TONIGHT, OCTOBER 30th, 8:30 P.M.
The Laboratory Theatre
Washington Hall, North Entrance
NOTRE DAME
SAINT MARY'S
THEATRE

Results distributed on last year's evaluations

By DOUG HASLER
News Staff

Responses to last May's Faculty/Course Evaluation are being distributed with today's *Observer*.

Students received F.C.E. survey forms through campus mail last May. The results were compiled during the summer.

A student could evaluate five courses on the survey. Each course was evaluated on the basis of six questions, five concerning the professor.

Each professor was evaluated on his organization, lectures, concern for students, fairness, and overall effectiveness. A final question asked about the workload of the course.

Thirty percent of the students responded to the survey. In a letter to students last May, Student Body President Rob Bertino called for a student response of at least 40 percent to insure statistical validity of the data.

When asked about the seemingly low response, Bertino said "We asked for 40 percent (in May) to get

30 percent." Bertino said student response increased sharply after the letter was sent out.

Mark Rolincik, who was in charge of compiling the results of the survey, described the response as "pretty much a normal response" in comparison with other universities.

University response to the student survey has been guarded. Father Edward Malloy, associate provost, said he wants to "wait and see" how the survey is received and used before commenting on its value.

With regard to the statistical validity of the student response, Malloy said "It might very well be valid. However, you just cannot know how representative it is."

Although both Bertino and Rolincik are satisfied with the organization of this year's evaluations, both expect future surveys to improve. In the next survey, they expect to save time and money by using computer sheets similar to those used in the Teacher/Course Evaluation, the University survey conducted at the end of each semester.



The Observer/Margie Kersten

The relationship between The Observer and Saint Mary's was the main topic of discussion at last night's Board of Governance meeting in the Hagggar College Center. At left, Editor-in-Chief Bob Vonder-

heide explains different aspects of the newspaper's policies as Managing Editor Mark Worscheb listens.

SMC nurses learn in and out of classroom

By JOHN GORLA
Staff Reporter

Eight in the morning is rarely a time students prefer for classes, but for Saint Mary's nursing students who are part of the clinical learning program, they are a necessity.

At the start of their junior year, nursing students are introduced to a

different style of instruction called clinical learning. Two days a week students travel to local hospitals to learn the necessary, practical skills of the nurse in addition to trying to develop a caring and compassionate attitude toward patients.

Because the program requires the student to travel to the hospital two consecutive afternoons each week, there is very little room to add liberal arts courses to their schedules.

In an effort to help the students juggle their schedule around clinical, Theresa Marcy, dean of academic affairs, suggests, "Nursing students should talk with the various departments to see if they can schedule a course that will not interfere with clinical."

"In courses such as Medical Ethics," says Marcy, "the professors usually adjust the class schedule accordingly to accommodate the large number of nursing students that are expected to take the course."

"Courses that can be scheduled around clinical are few and far between," says Mary Martucci, chairwoman of the nursing department adding, "Some professors are very willing to reschedule a class, some are not."

Clinical work is scheduled for two consecutive days because of "the need for continuity of care and for the sake of the students' learning," said Martucci.

Board

continued from page 1

learn about stories at the last minute and must then contact a reporter for the following day's story. As it is, we are calling coaches at all hours of the night," said Johnson.

Vonderheide touched on another critical Saint Mary's issue - election coverage. Last year, election coverage was riddled with problems. *The Observer* claims it

received election information too late, and had concentrated on Notre Dame elections, therefore not having enough space to adequately

cover Saint Mary's. Saint Mary's officers said that what little coverage they did receive didn't deal with Saint Mary's issues at all.

Vonderheide apologized for last year's scanty coverage of the student government elections at Saint Mary's, and promised better

coverage this year. "Saint Mary's candidates should realize we will do this," he said. "Whether or not we have the right to (endorse candi-

dates) is not the question; it is whether or not we do it fairly, and we plan to."

The editors advised the board to urge participation of Saint Mary's

students in enlarging the College's role in the newspaper. While the number of Saint Mary's stories is increasing, LeMans Hall President

Joannie Giblin pointed out the new terminal and the accessible office at Saint Mary's will probably make a big difference. Vonderheide agreed, "It's making that first step."

RIDE UNITED LIMO TO DOWNTOWN CHICAGO AND MIDWAY AIRPORT

Special Offer

\$20

Round Trip Same Day Return

Now you can commute to work, catch a flight or enjoy the day shopping with United Limo's dependable new downtown Chicago service.

TO DOWNTOWN CHICAGO

LEAVE OSCEOLA OFFICE	LEAVE BIG BEAR TOWN & COUNTRY	LEAVE NOTRE DAME	LEAVE SOUTH BEND AIRPORT
5:30 A.M.	5:45 A.M.	6:00 A.M.	6:15 A.M.
ARRIVE MIDWAY AIRPORT	ARRIVE ART INSTITUTE	ARRIVE MARSHALL FIELD'S	ARRIVE WATER TOWER PLACE
8:15 A.M.	8:50 A.M.	9:00 A.M.	9:15 A.M.

FROM DOWNTOWN CHICAGO

LEAVE MCDONALD'S 220 N. MICHIGAN	LEAVE MIDWAY AIRPORT	ARRIVE SOUTH BEND AIRPORT
6:00 P.M.	6:45 P.M.	8:45 P.M.
ARRIVE NOTRE DAME	ARRIVE BIG BEAR TOWN & COUNTRY	ARRIVE OSCEOLA OFFICE
9:00 P.M.	9:15 P.M.	9:30 P.M.

Ride United Limo to Midway Airport and Downtown Chicago Same Day Return

CALL YOUR TRAVEL AGENT OR UNITED LIMO

674-6993

United Limo

10844 U.S. 20 (one and one-half miles east of Bittersweet)
Osceola, Indiana 46561

INTERESTED IN AN MBA?

Cathy Burgner, Admissions Coordinator
at the Graduate School of Business Administration

University of Southern California

will be on campus

October 31, 1984

to talk about programs at the GSBA

For schedule and location information, please contact Placement Bureau



Candidates begin last week of campaigning

Associated Press

PORTLAND, Ore. - Walter Mondale is going for broke, spending the last week of the 1984 presidential campaign talking about higher taxes and accusing President Reagan of hiding in the White House and taking voters for granted.

Beginning a grueling final eight days that will take him coast to coast, the Democratic presidential challenger said Sunday that Reagan has begun to isolate himself in the White House, even before next Tuesday's election.

"The administration has begun a strategy of hiding in the White House," he said at a new conference in San Francisco, taking note of the president's much more relaxed campaign schedule.

"They are taking the American people for granted," he said.

After a relaxing weekend at Camp David, the presidential retreat in the Maryland mountains, Reagan was heading out to resume campaigning yesterday in Pennsylvania and West Virginia.

Democratic vice presidential candidate Geraldine Ferraro was campaigning today too, starting in Manhattan and Erie, Pa. Vice President George Bush was embarking on an eight-state trip, with the first stops Birmingham and Mobile, Ala.

Mondale, campaigning Sunday in California, had a text prepared for delivery at a rally at a San Jose high

school in which he described his own proposal to increase income taxes for Americans earning more than \$25,000 to help offset the huge federal deficit.

The text for the speech said: "I want Americans to know the truth about my plan. If you make \$100,000, I'll raise your taxes by \$1,800. But if you make \$25,000, your taxes won't go up a dime." But on delivery to a crowd of about 1,500 people, Mondale omitted all specific references to his tax hike proposal.

Instead, he said, "I am saying I want taxes to be fair."

Senior aides said Mondale would devote the closing days of the campaign to an intensive, unrelenting comparison of the differences in values and issues with Reagan, mainly arms control, human rights overseas and "fairness" at home.

A New York Times-CBS news poll released over the weekend showed Reagan with an 18-point edge over the Democrat, while a Newsweek magazine survey put the margin at 17 percent.

A time magazine poll released Sunday said Reagan held a 24-point lead, 54-30. The poll of 1,000 voters last week has a margin of error of plus or minus 3 percentage points.

A USA Today poll out yesterday gave Reagan a 23-point lead over Mondale, 59 percent to 36 percent. The survey of 1,320 voters, taken Thursday through Saturday, has a margin of error of 3 points.



The Observer/Margie Kersten

An early Halloween

A Regina resident hands out candy to a friendly looking witch at her door yesterday. Halloween came two days early to Regina and

McCandless balls, as faculty children, as well as children from the South Bend area trick-or-treated door to door in the balls.

No major gains seen in elections for minorities

Associated Press

WASHINGTON - Despite the publicity and voter registration generated by the Rev. Jesse Jackson's presidential campaign, blacks and Hispanics are struggling to hold their own in Congress this year after making major gains in 1982.

Mississippi Democrat Robert Clark, a state legislator and the grandson of a slave, is the only black challenger given a shot at winning a House seat.

A Clark victory would offset Rep. Katie Hall's defeat in the Indiana Democratic primary and keep black membership constant at 20 - small potatoes compared to a three-seat gain in 1982.

In southwest Texas, Democrat Albert Bustamante - unopposed - will swell the number of Hispanic congressmen from eight to nine - half of the two-seat increase achieved two years ago.

There are no black Senate or gubernatorial candidates this year,

leaving state legislatures and the House the only arenas for potential gains. The pickings look slim at both levels.

"The easiest (congressional) districts for blacks to win have already been won," said Tom Cavanaugh, senior researcher at the Joint Center for Political Studies, a think tank on black politics. "The next step is districts with white majorities. That's much harder."

"Practically all the districts with black majorities have black incumbents now. The handful that don't have white incumbents who've gone out of their way to cultivate black support," added Cavanaugh, citing districts in New Orleans, Atlanta, Newark, N.J., Queens, N.Y., and western Mississippi, where Clark is running.

Among 33 blacks running for the House this fall, 19 are incumbents and are expected to keep their seats. Fifteen Hispanic candidates are on the ballot, including nine incumbents expected to win, and Bustamante.

Also running are two Japanese-American incumbents, Democratic Reps. Robert Matsui and Norman Mineta, and a Japanese-American challenger, Republican Echo Goto, all of California.

In Hawaii, the ballot will include Democratic Rep. Daniel Akaka and his Libertarian challenger, Amelia Fritts, an Asian-American.

Minority candidates also include Del. Walter Fauntroy, Washington, D.C.'s non-voting House member, who is a black Democrat; and non-voting Hispanic delegates from Puerto Rico and the Virgin Islands.

Cavanaugh said preliminary estimates show no increase in the number of minority candidates running for state legislatures since 1982, despite the energizing impact of the Jackson campaign.

"I figured we would have more people running as a result of the Jackson candidacy," Cavanaugh said. "I thought we'd find a pretty good increase but so far it's pretty similar to 1982."

Debate

continued from page 1

people do not need government aid." He also said he realizes the United States will probably never attain this, but government must still provide jobs and work for low inflation to happen.

Answering a question about what congressional action in the 3rd District has led to an increase in jobs, Hiler said since he took office, 40,000 more jobs have been created and unemployment has dropped from 11.4 percent to 6.4 percent.

Barnes argued Jan. 1981 was the "depths of the greatest economic trouble spot since the Great Depression." He said many people who were laid-off then were rehired because both parents in many families have had to find a job, and that the type and quality of new jobs have not necessarily been good.

Now the high cost of medical school won't make your heart skip a beat...

Because you may qualify for a full scholarship that takes the worry out of paying for medical school.

The Armed Forces Health Professions Scholarship Program covers most of your expenses for tuition, required books, and fees. It even pays you more than \$600 a month while you attend school.

If you're selected for a Physician's Scholarship—from the Army, Navy or Air Force—you're commissioned as a Reserve Second Lieutenant or Ensign. You serve 45 days of active duty each year while in

school. Handle diverse patient cases. And work with sophisticated medical technology.

After graduation, your assignment depends on the requirements of the Service selected and the years of scholarship assistance received (3 year minimum). You'll be a military doctor with good pay, benefits and regular work hours.

Best of all, you'll have valuable experience. A challenging job. And most of your medical school bills paid.

Don't wait to get the facts. Mail the coupon below now. There is no obligation.

YES! Tell me how the Armed Forces Health Professions Scholarship Program can help pay my medical school expenses. I understand there is no obligation.

Mail this coupon to: Armed Forces Scholarships, P.O. Box 1776, Huntington Station, NY 11746-2102 9005

Check up to three: ARMY NAVY AIR FORCE

Please print all information clearly and completely.

Name _____ Male Female
First Middle Initial Last

Address _____ Apt. # _____

City _____ State _____ Zip _____

Phone _____ Soc. Sec. No. _____
Area Code Number

College _____ Birth Date _____
Mo Day Year

Field of Study _____ Graduation Date _____
Mo Year

The information you voluntarily provide will be used for recruiting purposes only. The more complete it is, the better we can respond to your request. (Authority: 10, USC 503.)

CUT HERE AND MAIL NOW



Fun in the Sun

The sun shone for what seemed like the first time in weeks yesterday. Some South Quad residents took advantage of the weather for a friendly game of football on the quad. They may not have the op-

portunity much longer, as colder temperatures are expected for the next few days and it won't be long until winter arrives in South Bend.

The Observer/Dan Bender

Endorsements come in for presidential race

Associated Press

Calling President Reagan's domestic program "repugnant" and his diplomacy dangerous, the New York Times on Sunday endorsed Democrat Walter Mondale for president. The Washington Post endorsed Mondale "enthusiastically and without apology" yesterday.

Reagan won endorsements Sunday from the San Francisco Examiner, which praised his "magnetic leadership," and from the Miami Herald, the Chicago Tribune, the New York Daily News, the Hartford Courant, the Omaha World-Herald, the Sunday Oklahoman in Oklahoma City, the Oregonian in Portland and the Albuquerque Journal.

Mondale was supported by the Philadelphia Inquirer, the Detroit Free Press, the Minneapolis Star and Tribune, the Milwaukee Journal and the St. Petersburg Times.

In yesterday's editions, the Post said its endorsement of Mondale this year was in contrast with its "unenthusiastic" endorsement of then-President Carter four years ago.

"This year we endorse Walter Mondale - enthusiastically and without apology," the Post said in an editorial. "We think Mr. Mondale - who has been maddeningly misread and mistreated by the political trendmakers this year, just as Mr. Reagan has been maddeningly indulged and overpraised - is unambiguously the better candidate."

The Post described Reagan's approach on arms control as "fitful and temperamental," and said he has "proved no more skillful in the Middle East than Jimmy Carter was in the Persian Gulf." And on the economy, it said: "Mr. Reagan smiles, shrugs and says that high economic growth will close the deficit. That's one thing that certainly won't happen."

The New York Times said in an editorial that the Democratic candidate "would offer an enlightened and humane conception of what government should, and should not, do. Most of all, he would bring to the White House the will to control nuclear weapons."

However, the San Francisco Examiner praised the economic recovery under Reagan's "magnetic leadership" while tying his opponent to the "double-digit inflation of the Carter-Mondale administration."

The Examiner criticized the president as "wrong to allow the placing of 'firecracker' mines in Nicaraguan harbors," but praised his invasion that "rescued Grenada ... against the expansion of Eastern Bloc totalitarianism."

Other newspapers endorsing Reagan included the Baltimore News American, the Kansas City Times, the Cincinnati Post, the Hattiesburg (Miss.) American, the Clarion-Ledger-Jackson (Miss.) Daily News, the New Haven (Conn.) Register, The State in Columbia, S.C., and the Greenville (S.C.) News and Piedmont.

Also backing Mondale were the Arkansas Gazette, the St. Paul (Minn.) Pioneer Press-Dispatch, the Stamford (Conn.) Advocate, and the Westchester-Rockland (N.Y.) Newspapers, a group of suburban New York City newspapers that endorsed Reagan four years ago.

Baboon transplant is working

Associated Press

LOMA LINDA, Calif. - Baby Fae, her blood pumped by a baboon's heart, remained in critical but stable condition for a fourth day yesterday as hospital officials drew criticism for not trying to find a human donor before performing the transplant.

The surgeons acknowledged they did not know the heart of a 2-month-old human was available the day of the operation. But a spokesman at Loma Linda University Medical Center said it would have made no difference because that heart "wouldn't fit" into the ailing infant, who was 14 days old and hours from death when she received the baboon heart Friday.

Store

continued from page 1

prices on some items was an attempt to diminish the effectiveness of the student store. He said he does not feel threatened at all because efforts to organize such a store have been tried over and over in the past and have failed each time.

Moran said, "The students don't have the capabilities to run a business. And even if a group did start a student bookstore, it would eventually fall apart after they graduated."

However, many student government members think this time will be different. Kluczyk said, "Although the survey was taken last school year, we came back to it. We weren't just going to let it die."

A DRAMATIC NEW CONCEPT IN SUN TANNING!



Preserve your tan with our NEW tanning bed

TAN-HAWAIIAN
sun tanning salon

277-7026
J.M.S. PLAZA
4609 Grape Road
Mishawaka
Individual dressing rooms and booths for complete privacy

VISA & MASTERCARD

The classes of '85, '86, and '87 present...

GARY CARUSO, '73

Director of Legislation
Subcommittee on Select Education
U.S. House of Representatives

Tuesday, October 30
8:00pm., Library Auditorium

Topics to be covered include:
Congressional careers, preparing a resume,
interviewing, and job-search strategies

NO CIVILIAN BAND CAN MAKE YOU THIS OFFER.

If you're a musician who's serious about performing, you should take a serious look at the Army.

Army bands offer you an average of 40 performances a month. In everything from concerts to parades.

Army bands also offer you a chance to travel.

The Army has bands performing in Japan, Hawaii, Europe and all across America.

And Army bands offer you the chance to play with good musicians. Just to qualify, you have to be able to sight-read music you've never seen before and demonstrate several other musical skills.

It's a genuine, right-now, immediate opportunity.

Compare it to your civilian offers. Then write: Army Opportunities, P.O. Box 7715, Clifton, NJ 07015.

**ARMY BAND.
BE ALL YOU CAN BE.**



Police search river for the body of kidnapped and murdered priest

Associated Press

WARSAW, Poland - Police searched the Vistula River in northern Poland yesterday for the body of a missing pro-Solidarity priest who the Interior Ministry says was abducted and possibly killed by three of its officers.

About 1,000 Solidarity supporters protesting the abduction of Father Jerzy Popieluszko demonstrated in the southwestern city of Wroclaw until police dispersed them, witnesses said. But police denied the reports.

In Warsaw, Solidarity supporters called off a planned strike at a steel factory after the outlawed union's leader Lech Walesa appealed for calm, a senior union figure said.

An Interior Ministry communique said Popieluszko's body had not been located after divers searched two places along the Vistula River near where he was abducted on Oct. 19.

Interior Minister Gen. Czeslaw Kiszczak said a captain and two lieutenants of the Interior Ministry have been arrested in connection with the abduction, and a communique issued yesterday indicated all three had said the priest was thrown into the Vistula.

In a nationally televised address Saturday, Kiszczak had said the captain claimed he killed Popieluszko, but that his statement had not been confirmed because all three officers gave conflicting accounts of the priest's fate and no body had been recovered.

Popieluszko's lawyer, Edward Wende, said the communique was "significant" because, "They confirmed he was thrown into the Vistula, so we can be certain he is dead."

Wende said the three officers had been held and questioned separately, so their corroborating statements about throwing the body into the river was significant.

"In the opinion of specialists," it said, "the place indicated by the kidnappers is marked by strong water currents and whirlpools which greatly hamper the search and is dangerous for the divers."

According to the communique, one of the officers said he threw Popieluszko into the Vistula near the northern city of Torun. The communique said the "others mentioned a reservoir (on the river) near Wloclawek," a city about 30 miles southeast of Torun.

Meanwhile, a senior Solidarity fig-

ure accused the authorities of holding back information.

"I think the authorities will first of all play for time, hoping that the whole tension and atmosphere will subside, and eventually claim the body cannot be found," said Janusz Onyszkiewicz, Solidarity's former national spokesman.

"This way they would avoid the embarrassing but also potentially difficult moment of the funeral," said Onyszkiewicz, speaking to journalists Monday outside Popieluszko's Warsaw church.

Despite witnesses' accounts that about 1,000 people were involved in a demonstration in downtown Wroclaw and were dispersed by police, a duty officer at the Wroclaw police headquarters, contacted by telephone denied there was a demonstration and said "all was and is quiet." The officer spoke on condition he not be identified.

Onyszkiewicz said Solidarity activists in the Huta Warszawa steel mill in Warsaw called off a work stoppage planned for yesterday in response to appeals by Walesa and Warsaw Solidarity figures.

Walesa urged supporters Sunday to avoid being provoked into "bloody revolution" by the abduction of Popieluszko.



The Observer/Dan Bender

Enjoying it while it lasts

Mary Kris Dalum, a freshman in Lewis, takes the books outside for some long-awaited sunshine yesterday. Many students headed to warmer climates over break, enjoying warm weather for one of the last times before Christmas break.

If Mondale wins, he'll be following in the steps of Harry S. Truman

Associated Press

WASHINGTON - If, despite the polls and the conventional wisdom, Walter Mondale wins ...

... It'll be the greatest presidential election upset since Harry S. Truman beat Thomas Dewey to the surprise of just about everyone in America except Truman himself.

Mondale's well aware of the analogy. He keeps making it. Last week, he toured the farm states - a la Truman and said he could "smell victory in the air."

Truman inherited the presidency when Franklin Roosevelt died in 1945 and his nearly four years in the White House were tumultuous - inflation and labor troubles at home, the start of the Cold War abroad.

Democrats at their Philadelphia convention that summer agreed that Truman's situation was hopeless. Republicans had taken control of Congress in 1946 for the first time in 30 years. Democratic Sen. J. William Fulbright of Arkansas even suggested that Truman resign.

Some Democrats searched for an alternative candidate; the popular Dwight Eisenhower refused to make himself available for a draft. "I'm just mild about Harry," said signs at the convention hall.

The party split. Former Vice President Henry Wallace, in a break with Truman's anti-communism, formed the leftish Progressive Party and ran as its presidential candidate. Southerners bolted at the convention over civil rights and nominated Gov. Strom Thurmond of South Carolina - now a senior Republican, then a Democrat - as the Dixiecrat presidential candidate.

But Truman plunged into his hopeless campaign with gusto. He whistled in nearly 400 cities and towns, always introducing his wife, Bess, "the boss," and his daughter, Margaret, "the boss' boss."

A supremely confident Republican nominee Thomas Dewey, famed as a gang-busting prosecutor and efficient New York governor, wanted to do nothing to jeopardize a sure thing, so he didn't campaign as energetically and in his speeches offered windy platitudes about "national unity."

Truman, on the other hand, went after "that do-nothing 80th Congress" at every stop.

He was so under-financed he was sometimes cut off the radio in mid-speech for non-payment. Once in Oklahoma City, his staff had to take up a collection to get his train out of the station. His crowds were big and enthusiastic, but reporters on the train put that down to people's natural desire to see a sitting president.

On election night, almost everyone in America expected a Dewey victory. Life magazine was out with his picture on its cover labeled "Our Next President."

Election night in that pre-computer age: Truman carries Philadelphia but by less than Roosevelt's 1944 margin. Republicans rejoice; Pennsylvania's

theirs. Ditto Baltimore. Truman, at a spa 32 miles northeast of Kansas City, has a ham sandwich, a glass of buttermilk and goes to bed.

Wallace wins enough votes in New York to deliver the state to Dewey. Massachusetts goes to Truman. Newspapers are in a dither. They had big Dewey layouts, but can't proclaim a winner.

By 3 a.m. EST, the outcome is still in doubt. Ohio, Illinois, and California hold the balance. Ultimately, they all go narrowly for Truman.

And so he won - with 49.5 percent of the popular vote to Dewey's 45.1 percent.

How'd he do it?

Well, Truman managed to hold together the old Roosevelt coalition. He carried 28 states, 23 of which had voted for FDR every time he ran.

After your last exam, what tough questions will you still be facing?



We don't have your answers.

But we'll listen to your questions, share some of our own about who we want to become and where we want to journey.

For anyone who has considered the path of priesthood, the Holy Cross Fathers' One-Year Candidate Program provides an opportunity to ask and explore the possibilities in community.



Contact:
Rev. Andre Leveille, C.S.C.
Vacation Director
Box 541
Notre Dame, IN 46556
(219) 283-6385

THE EARLY BIRD...



PREPARE FOR:

MCAT

Call Days Evenings & Weekends



1717 E. South Bend Ave.
South Bend, Indiana 46637
(219) 272-4135

MATH MAJORS PREFER DOMINO'S PIZZA IN NUMBERS.


277-2151


Two Free Cokes®

Get two free Cokes® with any pizza. One coupon per pizza.

Fast, Free Delivery™
Plaza 23 Center
1835 South Bend Ave.
South Bend

Phone: 277-2151
Expires in one week.
JTC NA 115 2650
© 1984 Domino's Pizza, Inc.





EVALUATIONS

FACULTY / COURSE
SPRING 1985

COMPILED FROM SPRING 1984 COURSES

FORWARD

This faculty-course evaluation synthesizes over six months of research, analysis and organization. The Student Senate Committee on Faculty-Course Evaluations sought and incorporated the opinions of fellow students, administrators and peer Universities. Though not all courses are reviewed, this survey establishes itself as the most comprehensive student organized evaluation of courses to date.

Student Senator Bob Riley developed and managed the entire process during the 1983-4 school year, and Mark Rolincik devoted his time over the summer to organize the data necessary to present an easily read evaluation form. On behalf of Student Government and all of the student body, we would like to express our gratitude for the commitment and perseverance of Bob and Mark.

We recognize this evaluation will neither adequately meet the inquiry of every student, nor provide an exclusive basis for the selection of an academic schedule. We suggest that you supplement this evaluation with insights gained through discussions with professors, students and advisors. Due to the objective nature of this evaluation your attitudes toward education will determine the relative importance of each criteria.

Finally, if you find the evaluation has been helpful, we would like to continue this service. We would appreciate your response to aid us in making this evaluation more suitable to your interests. Best of luck in your pursuit toward a true education.

Doug Wurth

Doug Wurth
Executive Coordinator Student Government

QUESTION GUIDE

- A. Prof. was organized and well prepared:.....1 2 3 4 5
- B. Prof.'s lectures/presentations were clear:.....1 2 3 4 5
- C. Prof. exhibited concern for students:.....1 2 3 4 5
- D. Prof. was fair in dealings with students:.....1 2 3 4 5
- E. I would recommend this prof. for this course:..1 2 3 4 5
- F. The workload in this course was:.....1 2 3 4 5

ACCT
231
ACCT
473

FOR: STUDENT GOVERNMENT
BY: FCF COMMITTEE

FACULTY COURSE EVALUATION
UNIVERSITY OF NOTRE DAME

DATE: OCT 5, 1984
SEMESTER: SPRING 1984

COURSE: ACCT231
PROF: PERATNO
RESPONSE: 13 OUT OF 52 (25%)

QUESTIONS:	AVG	REPORTED IN PERCENTS					
		SD (1)	D (2)	U (3)	A (4)	SA (5)	NA
A) PREPARED	3.9	0	8	31	23	38	0
B) CLEAR	4.2	0	0	31	15	54	0
C) CONCERN	4.5	0	0	15	23	62	0
D) FAIR	4.5	0	0	8	38	54	0
E) RECOMMEND	4.5	0	0	8	38	54	0
F) WORKLOAD	3.3	0	0	49	31	0	0
EXP. GRADE	2.9						C

COURSE: ACCT261
PROF: ABRAHAM
RESPONSE: 30 OUT OF 113 (27%)

QUESTIONS:	AVG	REPORTED IN PERCENTS					
		SD (1)	D (2)	U (3)	A (4)	SA (5)	NA
A) PREPARED	4.0	3	10	7	47	33	0
B) CLEAR	3.8	3	10	17	43	27	0
C) CONCERN	3.9	0	3	23	50	23	0
D) FAIR	4.2	0	3	13	47	37	0
E) RECOMMEND	4.0	3	7	23	20	47	0
F) WORKLOAD	2.4	17	30	47	7	0	0
EXP. GRADE	3.5						C

COURSE: ACCT261
PROF: WARC
RESPONSE: 23 OUT OF 63 (37%)

QUESTIONS:	AVG	REPORTED IN PERCENTS					
		SD (1)	D (2)	U (3)	A (4)	SA (5)	NA
A) PREPARED	4.9	0	0	0	51	51	0
B) CLEAR	4.6	0	0	0	39	61	0
C) CONCERN	4.7	0	0	4	26	70	0
D) FAIR	4.7	0	0	4	26	70	0
E) RECOMMEND	4.8	0	0	4	26	70	0
F) WORKLOAD	3.0	0	17	61	22	0	0
EXP. GRADE	3.7						17

COURSE: ACCT332
PROF: COSTIGAN
RESPONSE: 20 OUT OF 74 (27%)

QUESTIONS:	AVG	REPORTED IN PERCENTS					
		SD (1)	D (2)	U (3)	A (4)	SA (5)	NA
A) PREPARED	4.3	0	0	15	45	40	0
B) CLEAR	3.8	5	10	10	40	30	5
C) CONCERN	3.7	5	10	20	45	20	0
D) FAIR	4.0	5	5	15	35	40	0
E) RECOMMEND	4.0	5	10	10	35	40	0
F) WORKLOAD	3.4	0	10	50	35	5	0
EXP. GRADE	2.9						5

COURSE: ACCT332
PROF: RIVERA
RESPONSE: 32 OUT OF 41 (78%)

QUESTIONS:	AVG	REPORTED IN PERCENTS					
		SD (1)	D (2)	U (3)	A (4)	SA (5)	NA
A) PREPARED	4.2	0	9	0	53	38	0
B) CLEAR	3.2	13	19	19	41	9	0
C) CONCERN	4.2	3	3	13	34	47	0
D) FAIR	4.3	3	6	3	38	50	0
E) RECOMMEND	3.6	6	19	16	31	28	0
F) WORKLOAD	3.9	0	0	22	63	16	0
EXP. GRADE	3.3						C

COURSE: ACCT332
PROF: VIGER
RESPONSE: 27 OUT OF 89 (30%)

QUESTIONS:	AVG	REPORTED IN PERCENTS					
		SD (1)	D (2)	U (3)	A (4)	SA (5)	NA
A) PREPARED	3.7	0	19	19	33	30	0
B) CLEAR	3.2	4	30	19	37	11	0
C) CONCERN	3.8	0	11	19	52	19	0
D) FAIR	4.1	0	4	11	56	30	0
E) RECOMMEND	3.6	4	7	37	26	26	0
F) WORKLOAD	2.3	15	41	41	4	0	0
EXP. GRADE	3.3						4

COURSE: ACCT334
PROF: LOVATA
RESPONSE: 26 OUT OF 43 (60%)

QUESTIONS:	AVG	REPORTED IN PERCENTS					
		SD (1)	D (2)	U (3)	A (4)	SA (5)	NA
A) PREPARED	4.1	0	4	12	54	31	0
B) CLEAR	4.0	0	4	12	54	27	0
C) CONCERN	4.0	0	4	15	42	35	0
D) FAIR	3.9	4	12	8	46	31	0
E) RECOMMEND	4.0	4	4	8	54	31	0
F) WORKLOAD	3.0	8	15	46	27	4	0
EXP. GRADE	3.2						0

COURSE: ACCT371
PROF: CULLATHER
RESPONSE: 23 OUT OF 31 (74%)

QUESTIONS:	AVG	REPORTED IN PERCENTS					
		SD (1)	D (2)	U (3)	A (4)	SA (5)	NA
A) PREPARED	4.1	0	4	17	43	35	0
B) CLEAR	3.1	17	9	26	43	4	0
C) CONCERN	3.3	4	17	26	48	4	0
D) FAIR	3.0	4	4	17	48	26	0
E) RECOMMEND	3.4	9	13	26	35	17	0
F) WORKLOAD	4.5	0	0	0	52	48	0
EXP. GRADE	3.2						C

COURSE: ACCT372
PROF: STRUPECK
RESPONSE: 26 OUT OF 50 (52%)

QUESTIONS:	AVG	REPORTED IN PERCENTS					
		SD (1)	D (2)	U (3)	A (4)	SA (5)	NA
A) PREPARED	4.2	4	0	4	58	31	4
B) CLEAR	4.2	4	0	8	46	38	4
C) CONCERN	4.6	0	0	0	38	58	4
D) FAIR	4.5	0	4	0	38	54	4
E) RECOMMEND	4.5	4	0	0	35	54	8
F) WORKLOAD	4.3	0	0	12	42	42	4
EXP. GRADE	3.2						12

COURSE: ACCT380
PROF: MORRIS
RESPONSE: 44 OUT OF 123 (36%)

QUESTIONS:	AVG	REPORTED IN PERCENTS					
		SD (1)	D (2)	U (3)	A (4)	SA (5)	NA
A) PREPARED	4.6	2	0	2	23	73	0
B) CLEAR	4.4	0	2	7	39	52	0
C) CONCERN	4.5	0	2	9	20	68	0
D) FAIR	4.5	2	0	5	32	61	0
E) RECOMMEND	4.3	5	0	9	30	57	0
F) WORKLOAD	3.2	0	9	64	25	2	0
EXP. GRADE	3.2						0

COURSE: ACCT473
PROF: PHILIPICH
RESPONSE: 26 OUT OF 110 (24%)

QUESTIONS:	AVG	REPORTED IN PERCENTS					
		SD (1)	D (2)	U (3)	A (4)	SA (5)	NA
A) PREPARED	4.0	0	4	12	65	19	0
B) CLEAR	3.4	4	15	27	46	8	0
C) CONCERN	4.3	4	0	8	35	54	0
D) FAIR	4.2	4	8	8	23	58	0
E) RECOMMEND	3.8	4	8	27	31	31	0
F) WORKLOAD	3.7	0	4	38	42	15	0
EXP. GRADE	3.0						0

COURSE: ACCT473
PROF: SLOWEY
RESPONSE: 14 OUT OF 44 (32%)

QUESTIONS:	AVG	REPORTED IN PERCENTS					
		SD (1)	D (2)	U (3)	A (4)	SA (5)	NA
A) PREPARED	2.4	36	14	29	14	7	0
B) CLEAR	2.3	43	14	21	14	7	0
C) CONCERN	3.6	7	14	14	36	29	0
D) FAIR	3.8	0	7	36	29	29	0
E) RECOMMEND	2.2	43	14	29	7	7	0
F) WORKLOAD	1.5	64	21	14	0	0	0
EXP. GRADE	3.5						7

Numerical Equivalents

Statements A-E:
1 = Strongly Disagree
2 = Disagree
3 = Undecided
4 = Agree
5 = Strongly agree

Statement F:
1 = Much lighter than average
2 = Lighter than average
3 = Average
4 = Heavier than average
5 = Much heavier than average

ACCT
476-
AL
212

COURSE: ACCT476 PROF: MISIEWICZ RESPONSE: 6 OUT OF 19 (32%)							
QUESTIONS:	AVG	REPORTED IN PERCENTS					
		SD (1)	D (2)	U (3)	A (4)	SA (5)	NA
A) PREPARED	4.5	0	0	0	50	50	0
B) CLEAR	4.0	0	17	0	50	33	0
C) CONCERN	4.2	0	0	17	50	33	0
D) FAIR	4.2	0	0	17	50	33	0
E) RECOMMEND	3.8	0	17	17	33	33	0
F) WORKLOAD	4.0	0	0	17	67	17	0
EXP. GRADE	3.6						

COURSE: ACCT476 PROF: POWELL RESPONSE: 9 OUT OF 38 (24%)							
QUESTIONS:	AVG	REPORTED IN PERCENTS					
		SD (1)	D (2)	U (3)	A (4)	SA (5)	NA
A) PREPARED	4.8	0	0	0	22	78	0
B) CLEAR	4.6	0	0	0	44	56	0
C) CONCERN	4.6	0	0	0	44	56	0
D) FAIR	4.6	0	0	11	22	67	0
E) RECOMMEND	5.0	0	0	0	0	100	0
F) WORKLOAD	4.3	0	0	11	44	44	0
EXP. GRADE	3.7						11

COURSE: ACCT479 PROF: EBEL RESPONSE: 8 OUT OF 37 (22%)							
QUESTIONS:	AVG	REPORTED IN PERCENTS					
		SD (1)	D (2)	U (3)	A (4)	SA (5)	NA
A) PREPARED	4.5	0	0	0	50	50	0
B) CLEAR	4.0	0	0	25	50	25	0
C) CONCERN	4.5	0	0	0	50	50	0
D) FAIR	3.9	0	0	25	63	13	0
E) RECOMMEND	4.5	0	0	0	50	50	0
F) WORKLOAD	3.6	0	0	63	13	25	0
EXP. GRADE	3.6						

COURSE: ACCT480 PROF: WITTENBACH RESPONSE: 16 OUT OF 112 (14%)							
QUESTIONS:	AVG	REPORTED IN PERCENTS					
		SD (1)	D (2)	U (3)	A (4)	SA (5)	NA
A) PREPARED	4.9	0	0	0	13	88	0
B) CLEAR	4.5	0	6	0	31	63	0
C) CONCERN	4.8	0	0	0	25	75	0
D) FAIR	4.6	0	0	13	19	69	0
E) RECOMMEND	4.8	0	0	0	19	81	0
F) WORKLOAD	3.5	0	0	50	50	0	0
EXP. GRADE	3.1						

COURSE: ACCT482 PROF: NICHOLS RESPONSE: 7 OUT OF 35 (20%)							
QUESTIONS:	AVG	REPORTED IN PERCENTS					
		SD (1)	D (2)	U (3)	A (4)	SA (5)	NA
A) PREPARED	4.0	0	14	14	29	43	0
B) CLEAR	4.3	0	14	0	29	57	0
C) CONCERN	4.6	0	0	0	43	57	0
D) FAIR	4.6	0	0	0	43	57	0
E) RECOMMEND	4.1	0	14	14	14	57	0
F) WORKLOAD	2.4	0	57	43	0	0	0
EXP. GRADE	3.3						

COURSE: AE 336 PROF: BATTIL RESPONSE: 7 OUT OF 39 (18%)							
QUESTIONS:	AVG	REPORTED IN PERCENTS					
		SD (1)	D (2)	U (3)	A (4)	SA (5)	NA
A) PREPARED	4.3	0	0	0	71	29	0
B) CLEAR	3.9	0	0	29	57	14	0
C) CONCERN	3.4	0	29	14	43	14	0
D) FAIR	3.7	0	14	29	29	29	0
E) RECOMMEND	3.1	0	29	29	43	0	0
F) WORKLOAD	3.1	0	14	71	0	14	0
EXP. GRADE	2.6						14

FOR: STUDENT GOVERNMENT
BY: FCE COMMITTEE

FACULTY COURSE EVALUATION
UNIVERSITY OF NOTRE DAME

DATE: OCT 5, 1984
SEMESTER: SPRING 1984

COURSE: AE 438 PROF: CAIN RESPONSE: 14 OUT OF 66 (21%)							
QUESTIONS:	AVG	REPORTED IN PERCENTS					
		SD (1)	D (2)	U (3)	A (4)	SA (5)	NA
A) PREPARED	1.9	50	21	21	7	0	0
B) CLEAR	2.1	36	36	14	14	0	0
C) CONCERN	2.1	36	29	21	14	0	0
D) FAIR	1.9	36	50	7	7	0	0
E) RECOMMEND	1.4	71	21	0	7	0	0
F) WORKLOAD	4.0	0	7	21	36	36	0
EXP. GRADE	2.9						7

COURSE: AE 438 PROF: MUELLER RESPONSE: 8 OUT OF 36 (22%)							
QUESTIONS:	AVG	REPORTED IN PERCENTS					
		SD (1)	D (2)	U (3)	A (4)	SA (5)	NA
A) PREPARED	3.9	0	25	0	38	38	0
B) CLEAR	3.4	0	0	63	38	0	0
C) CONCERN	3.0	0	25	38	25	0	13
D) FAIR	3.5	0	13	38	38	13	0
E) RECOMMEND	3.0	0	38	25	38	0	0
F) WORKLOAD	3.8	0	0	50	25	25	0
EXP. GRADE	2.3						13

COURSE: AEFC441 PROF: NELSON RESPONSE: 14 OUT OF 35 (40%)							
QUESTIONS:	AVG	REPORTED IN PERCENTS					
		SD (1)	D (2)	U (3)	A (4)	SA (5)	NA
A) PREPARED	3.7	0	14	14	57	14	0
B) CLEAR	3.9	0	0	36	43	21	0
C) CONCERN	4.3	0	0	0	71	29	0
D) FAIR	4.1	0	7	0	64	29	0
E) RECOMMEND	3.6	0	21	14	50	14	0
F) WORKLOAD	4.1	0	7	29	14	50	0
EXP. GRADE	3.0						0

COURSE: AEFC466 PROF: AKAI RESPONSE: 12 OUT OF 46 (26%)							
QUESTIONS:	AVG	REPORTED IN PERCENTS					
		SD (1)	D (2)	U (3)	A (4)	SA (5)	NA
A) PREPARED	4.8	0	0	0	25	75	0
B) CLEAR	4.5	0	0	0	50	50	0
C) CONCERN	4.4	0	0	8	17	67	0
D) FAIR	4.4	0	0	17	25	58	0
E) RECOMMEND	4.5	0	0	8	33	58	0
F) WORKLOAD	3.8	0	0	22	50	17	0
EXP. GRADE	3.3						0

COURSE: AL 212 PROF: BONELLO RESPONSE: 9 OUT OF 19 (47%)							
QUESTIONS:	AVG	REPORTED IN PERCENTS					
		SD (1)	D (2)	U (3)	A (4)	SA (5)	NA
A) PREPARED	4.4	0	0	0	56	44	0
B) CLEAR	4.3	0	0	0	67	22	11
C) CONCERN	4.4	0	0	11	33	56	0
D) FAIR	4.4	0	0	11	33	56	0
E) RECOMMEND	4.7	0	0	11	11	78	0
F) WORKLOAD	3.0	0	11	78	11	0	0
EXP. GRADE	3.6						0

COURSE: AL 212 PROF: BURRELL RESPONSE: 10 OUT OF 18 (56%)							
QUESTIONS:	AVG	REPORTED IN PERCENTS					
		SD (1)	D (2)	U (3)	A (4)	SA (5)	NA
A) PREPARED	3.8	10	0	10	60	20	0
B) CLEAR	3.3	10	10	20	40	10	10
C) CONCERN	4.1	0	0	20	50	30	0
D) FAIR	3.9	0	0	30	50	20	0
E) RECOMMEND	3.1	10	30	20	20	20	0
F) WORKLOAD	3.6	0	0	50	40	10	0
EXP. GRADE	3.3						0

Numerical Equivalents
Statements A-E:
1 = Strongly Disagree
2 = Disagree
3 = Undecided
4 = Agree
5 = Strongly agree
Statement F:
1 = Much lighter than average
2 = Lighter than average
3 = Average
4 = Heavier than average
5 = Much heavier than average

AL
212

COURSE: AL 212
PROF: FITZGERALD
RESPONSE: 6 OUT OF 14 (43%)

QUESTIONS:	AVG	REPORTED IN PERCENTS					NA
		SD (1)	D (2)	U (3)	A (4)	SA (5)	
A) PREPARED	4.0	0	17	0	50	33	0
B) CLEAR	3.0	0	33	33	33	0	0
C) CONCERN	3.8	0	17	17	33	33	0
D) FAIR	3.8	0	17	17	33	33	0
E) RECOMMEND	2.3	33	33	17	0	17	0
F) WORKLOAD	3.2	0	0	83	17	0	0
EXP. GRADE	3.3						C

COURSE: AL 212
PROF: FREEDSC
RESPONSE: 9 OUT OF 20 (45%)

QUESTIONS:	AVG	REPORTED IN PERCENTS					NA
		SD (1)	D (2)	U (3)	A (4)	SA (5)	
A) PREPARED	3.6	0	13	25	50	13	0
B) CLEAR	3.4	0	13	50	25	13	0
C) CONCERN	4.5	0	0	0	50	50	0
D) FAIR	4.6	0	0	0	38	63	0
E) RECOMMEND	4.5	0	0	13	25	63	0
F) WORKLOAD	3.5	0	13	25	63	0	0
EXP. GRADE	3.2						C

COURSE: AL 212
PROF: GLEASON
RESPONSE: 6 OUT OF 15 (40%)

QUESTIONS:	AVG	REPORTED IN PERCENTS					NA
		SD (1)	D (2)	U (3)	A (4)	SA (5)	
A) PREPARED	4.0	0	0	17	67	17	0
B) CLEAR	4.3	0	0	0	67	33	0
C) CONCERN	4.5	0	0	0	50	50	0
D) FAIR	4.3	0	0	17	33	50	0
E) RECOMMEND	4.3	0	0	17	33	50	0
F) WORKLOAD	3.7	0	0	33	67	0	0
EXP. GRADE	3.1						C

FOR: STUDENT GOVERNMENT
BY: FCE COMMITTEE

FACULTY COURSE EVALUATION
UNIVERSITY OF NOTRE DAME

DATE: OCT 5, 1984
SEMESTER: SPRING 1984

COURSE: AL 212
PROF: CUTTING
RESPONSE: 13 OUT OF 19 (68%)

QUESTIONS:	AVG	REPORTED IN PERCENTS					NA
		SD (1)	D (2)	U (3)	A (4)	SA (5)	
A) PREPARED	4.2	0	0	8	69	23	0
B) CLEAR	4.2	0	0	8	38	46	0
C) CONCERN	4.8	0	0	0	23	77	0
D) FAIR	4.6	0	0	0	38	62	0
E) RECOMMEND	4.5	0	0	0	31	62	0
F) WORKLOAD	2.9	0	23	62	15	0	0
EXP. GRADE	3.5						C

COURSE: AL 212
PROF: HALERWAS
RESPONSE: 5 OUT OF 19 (26%)

QUESTIONS:	AVG	REPORTED IN PERCENTS					NA
		SD (1)	D (2)	U (3)	A (4)	SA (5)	
A) PREPARED	5.0	0	0	0	0	80	20
B) CLEAR	4.5	0	0	0	40	40	20
C) CONCERN	5.0	0	0	0	0	80	20
D) FAIR	4.8	0	0	0	20	60	20
E) RECOMMEND	5.0	0	0	0	0	80	20
F) WORKLOAD	3.5	0	0	40	40	0	20
EXP. GRADE	3.5						C

COURSE: AL 212
PROF: KENNEDY
RESPONSE: 9 OUT OF 21 (43%)

QUESTIONS:	AVG	REPORTED IN PERCENTS					NA
		SD (1)	D (2)	U (3)	A (4)	SA (5)	
A) PREPARED	3.8	0	11	22	44	23	0
B) CLEAR	3.1	0	33	22	44	22	0
C) CONCERN	4.7	0	0	11	11	78	0
D) FAIR	4.7	0	0	11	11	78	0
E) RECOMMEND	4.0	0	0	44	11	44	0
F) WORKLOAD	3.2	0	11	56	33	0	0
EXP. GRADE	3.8						C

COURSE: AL 212
PROF: MCCLELLAND
RESPONSE: 9 OUT OF 20 (45%)

QUESTIONS:	AVG	REPORTED IN PERCENTS					NA
		SD (1)	D (2)	U (3)	A (4)	SA (5)	
A) PREPARED	4.4	0	0	11	33	56	0
B) CLEAR	4.4	0	0	11	33	44	11
C) CONCERN	4.6	0	0	11	22	67	0
D) FAIR	4.7	0	0	0	33	67	0
E) RECOMMEND	4.3	11	0	0	22	67	0
F) WORKLOAD	3.0	0	22	56	22	0	0
EXP. GRADE	3.5						C

COURSE: AL 212
PROF: NEIMAN
RESPONSE: 5 OUT OF 19 (26%)

QUESTIONS:	AVG	REPORTED IN PERCENTS					NA
		SD (1)	D (2)	U (3)	A (4)	SA (5)	
A) PREPARED	4.4	0	0	0	60	40	0
B) CLEAR	4.2	0	0	20	40	40	0
C) CONCERN	4.6	0	0	0	40	60	0
D) FAIR	4.6	0	0	0	40	60	0
E) RECOMMEND	5.0	0	0	0	0	100	0
F) WORKLOAD	3.8	0	0	20	80	0	0
EXP. GRADE	3.5						C

COURSE: AL 212
PROF: CNELL
RESPONSE: 4 OUT OF 18 (22%)

QUESTIONS:	AVG	REPORTED IN PERCENTS					NA
		SD (1)	D (2)	U (3)	A (4)	SA (5)	
A) PREPARED	3.3	0	25	25	25	25	0
B) CLEAR	3.3	0	25	25	25	25	0
C) CONCERN	3.3	0	25	25	25	25	0
D) FAIR	3.5	0	25	25	25	25	0
E) RECOMMEND	3.3	25	0	0	0	75	0
F) WORKLOAD	3.5	0	0	50	50	0	0
EXP. GRADE	2.9						C

COURSE: AL 212
PROF: POMERLEAU
RESPONSE: 6 OUT OF 18 (33%)

QUESTIONS:	AVG	REPORTED IN PERCENTS					NA
		SD (1)	D (2)	U (3)	A (4)	SA (5)	
A) PREPARED	3.7	0	0	33	67	0	0
B) CLEAR	2.8	0	33	50	17	0	0
C) CONCERN	4.3	0	0	0	67	33	0
D) FAIR	4.2	0	0	0	83	17	0
E) RECOMMEND	3.7	0	17	33	17	33	0
F) WORKLOAD	2.8	0	33	50	17	0	0
EXP. GRADE	3.4						17

COURSE: AL 212
PROF: SNIEGOWSKI
RESPONSE: 12 OUT OF 40 (30%)

QUESTIONS:	AVG	REPORTED IN PERCENTS					NA
		SD (1)	D (2)	U (3)	A (4)	SA (5)	
A) PREPARED	3.6	8	17	0	58	17	0
B) CLEAR	3.5	8	0	33	50	8	0
C) CONCERN	4.7	0	0	8	17	75	0
D) FAIR	4.4	0	0	8	42	50	0
E) RECOMMEND	4.0	8	0	25	17	50	0
F) WORKLOAD	3.0	0	17	67	17	0	0
EXP. GRADE	3.5						C

COURSE: AL 212
PROF: TAGESON
RESPONSE: 5 OUT OF 18 (28%)

QUESTIONS:	AVG	REPORTED IN PERCENTS					NA
		SD (1)	D (2)	U (3)	A (4)	SA (5)	
A) PREPARED	4.2	0	0	0	80	20	0
B) CLEAR	4.0	0	0	0	100	0	0
C) CONCERN	4.4	0	0	0	60	40	0
D) FAIR	4.4	0	0	0	60	40	0
E) RECOMMEND	4.6	0	0	0	40	60	0
F) WORKLOAD	2.8	0	20	80	0	0	0
EXP. GRADE	4.0						C

- Numerical Equivalents
- Statements A-E:
- 1 = Strongly Disagree
 - 2 = Disagree
 - 3 = Undecided
 - 4 = Agree
 - 5 = Strongly agree
- Statement F:
- 1 = Much lighter than average
 - 2 = Lighter than average
 - 3 = Average
 - 4 = Heavier than average
 - 5 = Much heavier than average

AL
212

ARCH
251

FOR: STUDENT GOVERNMENT
BY: FCE COMMITTEE

FACULTY COURSE EVALUATION
UNIVERSITY OF NOTRE DAME

DATE: OCT 5, 1984
SEMESTER: SPRING 1984

COURSE: AL 212 PROF: TURPIN RESPONSE: 9 OUT OF 19 (47%)		REPORTED IN PERCENTS						
QUESTIONS:	AVG	SD (1)	D (2)	U (3)	A (4)	SA (5)	NA	
A) PREPARED	4.4	0	0	0	56	44	0	
B) CLEAR	4.2	0	0	11	56	33	0	
C) CONCERN	4.2	0	0	22	33	44	0	
D) FAIR	4.3	0	0	11	44	44	0	
E) RECOMMEND	3.9	0	11	11	56	22	0	
F) WORKLOAD	3.0	0	22	56	22	0	0	
EXP. GRADE	3.6							

COURSE: AL 212 PROF: URDANK RESPONSE: 10 OUT OF 18 (56%)		REPORTED IN PERCENTS						
QUESTIONS:	AVG	SD (1)	D (2)	U (3)	A (4)	SA (5)	NA	
A) PREPARED	4.3	0	0	10	50	40	0	
B) CLEAR	3.5	0	10	40	40	10	0	
C) CONCERN	3.9	0	10	10	60	20	0	
D) FAIR	4.2	0	0	10	60	30	0	
E) RECOMMEND	3.5	10	10	30	20	30	0	
F) WORKLOAD	3.7	0	10	20	60	10	0	
EXP. GRADE	3.6							

COURSE: AL 212 PROF: WEIGERT RESPONSE: 8 OUT OF 19 (42%)		REPORTED IN PERCENTS						
QUESTIONS:	AVG	SD (1)	D (2)	U (3)	A (4)	SA (5)	NA	
A) PREPARED	4.3	0	0	0	75	25	0	
B) CLEAR	4.1	0	0	13	63	25	0	
C) CONCERN	4.4	0	0	13	38	50	0	
D) FAIR	3.8	13	13	0	38	38	0	
E) RECOMMEND	3.4	25	0	13	38	25	0	
F) WORKLOAD	3.1	0	0	26	13	0	0	
EXP. GRADE	3.4							

COURSE: AL 300 PROF: HARRINGTON RESPONSE: 46 OUT OF 147 (31%)		REPORTED IN PERCENTS						
QUESTIONS:	AVG	SD (1)	D (2)	U (3)	A (4)	SA (5)	NA	
A) PREPARED	4.8	0	0	2	11	87	0	
B) CLEAR	4.4	0	4	7	37	52	0	
C) CONCERN	4.2	0	4	11	43	41	0	
D) FAIR	4.3	0	2	15	33	50	0	
E) RECOMMEND	4.5	2	0	11	20	65	2	
F) WORKLOAD	3.4	0	7	50	37	7	0	
EXP. GRADE	3.2							

COURSE: AMST320 PROF: ALLEN, B. RESPONSE: 10 OUT OF 55 (18%)		REPORTED IN PERCENTS						
QUESTIONS:	AVG	SD (1)	D (2)	U (3)	A (4)	SA (5)	NA	
A) PREPARED	4.6	0	0	10	20	70	0	
B) CLEAR	4.6	0	0	0	40	60	0	
C) CONCERN	4.2	0	10	10	30	50	0	
D) FAIR	4.3	0	10	10	20	60	0	
E) RECOMMEND	4.3	0	20	0	10	70	0	
F) WORKLOAD	2.5	10	30	60	0	0	0	
EXP. GRADE	3.3							

COURSE: ANTH109 PROF: DESPRES RESPONSE: 12 OUT OF 30 (40%)		REPORTED IN PERCENTS						
QUESTIONS:	AVG	SD (1)	D (2)	U (3)	A (4)	SA (5)	NA	
A) PREPARED	4.3	0	8	0	42	50	0	
B) CLEAR	3.5	0	25	0	58	17	0	
C) CONCERN	4.2	0	8	25	6	58	0	
D) FAIR	4.5	0	0	17	17	67	0	
E) RECOMMEND	4.0	0	17	8	33	42	0	
F) WORKLOAD	3.8	0	0	33	58	8	0	
EXP. GRADE	3.3							

COURSE: ANTH109 PROF: GAFFNEY RESPONSE: 15 OUT OF 30 (50%)		REPORTED IN PERCENTS						
QUESTIONS:	AVG	SD (1)	D (2)	U (3)	A (4)	SA (5)	NA	
A) PREPARED	4.5	0	0	0	47	53	0	
B) CLEAR	4.3	0	0	7	53	40	0	
C) CONCERN	4.7	0	0	0	33	67	0	
D) FAIR	4.7	0	0	0	33	67	0	
E) RECOMMEND	4.5	0	7	0	27	67	0	
F) WORKLOAD	3.4	0	7	47	47	0	0	
EXP. GRADE	3.6							

COURSE: ANTH110 PROF: PRESS RESPONSE: 15 OUT OF 21 (71%)		REPORTED IN PERCENTS						
QUESTIONS:	AVG	SD (1)	D (2)	U (3)	A (4)	SA (5)	NA	
A) PREPARED	4.6	0	0	0	40	60	0	
B) CLEAR	4.5	0	7	7	20	67	0	
C) CONCERN	4.1	0	7	13	47	33	0	
D) FAIR	4.4	0	0	7	47	47	0	
E) RECOMMEND	4.6	0	7	7	7	80	0	
F) WORKLOAD	3.4	0	13	47	27	13	0	
EXP. GRADE	3.3							

COURSE: ANTH228 PROF: MOORE RESPONSE: 14 OUT OF 51 (27%)		REPORTED IN PERCENTS						
QUESTIONS:	AVG	SD (1)	D (2)	U (3)	A (4)	SA (5)	NA	
A) PREPARED	3.3	7	29	0	57	7	0	
B) CLEAR	3.2	0	36	14	43	7	0	
C) CONCERN	3.8	0	7	36	25	29	0	
D) FAIR	3.9	0	7	21	50	21	0	
E) RECOMMEND	3.4	7	21	21	25	21	0	
F) WORKLOAD	2.6	0	36	64	0	0	0	
EXP. GRADE	3.4							

COURSE: ANTH346 PROF: KASMIETH RESPONSE: 7 OUT OF 74 (9%)		REPORTED IN PERCENTS						
QUESTIONS:	AVG	SD (1)	D (2)	U (3)	A (4)	SA (5)	NA	
A) PREPARED	4.0	0	14	0	57	29	0	
B) CLEAR	3.1	14	29	0	43	14	0	
C) CONCERN	4.0	0	0	29	43	29	0	
D) FAIR	4.0	0	0	29	43	29	0	
E) RECOMMEND	3.4	14	14	14	29	29	0	
F) WORKLOAD	2.6	14	14	71	0	0	0	
EXP. GRADE	3.6							

COURSE: ANTH369 PROF: ONELL RESPONSE: 27 OUT OF 111 (24%)		REPORTED IN PERCENTS						
QUESTIONS:	AVG	SD (1)	D (2)	U (3)	A (4)	SA (5)	NA	
A) PREPARED	3.8	4	7	19	44	26	0	
B) CLEAR	3.6	7	11	19	44	19	0	
C) CONCERN	3.5	0	19	26	41	15	0	
D) FAIR	3.7	0	15	30	30	26	0	
E) RECOMMEND	3.6	7	15	22	22	33	0	
F) WORKLOAD	2.7	11	22	52	15	0	0	
EXP. GRADE	3.2							

COURSE: ARCH251 PROF: FURTY RESPONSE: 23 OUT OF 57 (40%)		REPORTED IN PERCENTS						
QUESTIONS:	AVG	SD (1)	D (2)	U (3)	A (4)	SA (5)	NA	
A) PREPARED	3.9	0	9	22	35	26	4	
B) CLEAR	3.0	9	22	26	35	0	4	
C) CONCERN	3.8	0	9	17	57	13	4	
D) FAIR	3.7	0	13	26	30	26	4	
E) RECOMMEND	3.9	0	9	26	30	30	4	
F) WORKLOAD	4.7	0	0	0	26	70	4	
EXP. GRADE	3.1							

Numerical Equivalents

Statements A-E: Statement F:

1 = Strongly Disagree 1 = Much lighter than average

2 = Disagree 2 = lighter than average

3 = Undecided 3 = Average

4 = Agree 4 = Heavier than average

5 = Strongly agree 5 = Much heavier than average

ARCH
144

BA
490

COURSE: ARCH444		PROF: FEATHERSTONE		RESPONSE: 11 OUT OF 11 (100%)			
QUESTIONS:	AVG	REPORTED IN PERCENTS					NA
		SD (1)	D (2)	U (3)	A (4)	SA (5)	
A) PREPARED	3.6	C	27	9	36	27	0
B) CLEAR	3.7	C	27	C	45	27	0
C) CONCERN	3.6	C	27	9	36	27	0
D) FAIR	4.0	C	9	27	18	45	C
E) RECOMMEND	3.8	C	18	9	9	55	C
F) WORKLOAD	3.5	C	18	36	18	27	0
EXP. GRADE	3.3						9

COURSE: ARCH446		PROF: CPLMLIST		RESPONSE: 15 OUT OF 41 (37%)			
QUESTIONS:	AVG	REPORTED IN PERCENTS					NA
		SD (1)	D (2)	U (3)	A (4)	SA (5)	
A) PREPARED	4.0	0	13	13	33	40	C
B) CLEAR	3.7	0	20	13	47	20	C
C) CONCERN	3.9	C	7	13	67	13	C
D) FAIR	3.9	C	0	20	67	13	C
E) RECOMMEND	3.7	7	C	33	33	27	C
F) WORKLOAD	3.3	C	20	33	47	C	C
EXP. GRADE	3.6						C

COURSE: ARCH541		PROF: BELLALTA		RESPONSE: 12 OUT OF 36 (33%)			
QUESTIONS:	AVG	REPORTED IN PERCENTS					NA
		SD (1)	D (2)	U (3)	A (4)	SA (5)	
A) PREPARED	2.9	8	25	42	17	8	C
B) CLEAR	3.1	8	25	33	17	17	C
C) CONCERN	4.6	C	C	8	25	67	C
D) FAIR	4.8	C	C	C	25	75	C
E) RECOMMEND	3.4	17	C	C	25	25	C
F) WORKLOAD	3.9	0	0	25	58	17	C
EXP. GRADE	3.4						8

COURSE: ARCH545		PROF: SPORLEDER		RESPONSE: 10 OUT OF 54 (19%)			
QUESTIONS:	AVG	REPORTED IN PERCENTS					NA
		SD (1)	D (2)	U (3)	A (4)	SA (5)	
A) PREPARED	2.4	40	20	10	20	10	0
B) CLEAR	2.5	30	30	10	20	10	0
C) CONCERN	3.5	10	0	30	50	10	0
D) FAIR	3.9	C	0	20	70	10	0
E) RECOMMEND	2.3	40	30	0	20	10	0
F) WORKLOAD	4.0	10	0	20	0	50	20
EXP. GRADE	3.1						10

COURSE: ARCH553		PROF: LAUER		RESPONSE: 11 OUT OF 37 (30%)			
QUESTIONS:	AVG	REPORTED IN PERCENTS					NA
		SD (1)	D (2)	U (3)	A (4)	SA (5)	
A) PREPARED	3.2	9	9	36	45	C	C
B) CLEAR	3.0	9	27	18	45	C	C
C) CONCERN	4.7	0	0	0	27	73	C
D) FAIR	4.6	C	C	C	36	64	C
E) RECOMMEND	3.2	18	0	27	0	C	C
F) WORKLOAD	3.2	0	0	91	C	9	C
EXP. GRADE	2.9						C

COURSE: ART 210		PROF: BORTHWICK		RESPONSE: 6 OUT OF 13 (46%)			
QUESTIONS:	AVG	REPORTED IN PERCENTS					NA
		SD (1)	D (2)	U (3)	A (4)	SA (5)	
A) PREPARED	4.5	C	C	C	50	50	0
B) CLEAR	4.7	0	C	C	33	67	C
C) CONCERN	4.5	0	C	C	50	50	C
D) FAIR	4.5	C	C	C	17	67	C
E) RECOMMEND	4.7	C	C	C	33	67	C
F) WORKLOAD	2.8	17	17	33	33	C	0
EXP. GRADE	3.3						0

FOR: STUDENT GOVERNMENT
BY: FCE COMMITTEE

FACULTY COURSE EVALUATION
UNIVERSITY OF NOTRE DAME

DATE: OCT 5, 1984
SEMESTER: SPRING 1984

COURSE: ART 252		PROF: ROSENBERG		RESPONSE: 63 OUT OF 161 (39%)			
QUESTIONS:	AVG	REPORTED IN PERCENTS					NA
		SD (1)	D (2)	U (3)	A (4)	SA (5)	
A) PREPARED	4.5	2	5	2	25	67	0
B) CLEAR	4.4	2	2	3	38	56	0
C) CONCERN	4.1	2	2	19	41	35	2
D) FAIR	4.2	2	2	14	44	38	0
E) RECOMMEND	4.4	3	0	3	40	54	0
F) WORKLOAD	3.0	3	17	59	17	3	0
EXP. GRADE	3.2						17

COURSE: ART 286		PROF: GRAY		RESPONSE: 16 OUT OF 36 (44%)			
QUESTIONS:	AVG	REPORTED IN PERCENTS					NA
		SD (1)	D (2)	U (3)	A (4)	SA (5)	
A) PREPARED	4.1	C	0	19	56	25	C
B) CLEAR	4.1	0	6	19	38	38	C
C) CONCERN	4.2	0	0	19	44	38	0
D) FAIR	4.1	0	0	19	63	25	C
E) RECOMMEND	4.2	C	C	6	69	25	C
F) WORKLOAD	3.2	0	19	44	38	C	C
EXP. GRADE	3.5						19

COURSE: ART 286		PROF: STEVENS		RESPONSE: 17 OUT OF 41 (41%)			
QUESTIONS:	AVG	REPORTED IN PERCENTS					NA
		SD (1)	D (2)	U (3)	A (4)	SA (5)	
A) PREPARED	3.9	0	12	12	47	29	0
B) CLEAR	4.2	C	0	6	71	24	0
C) CONCERN	4.0	0	6	18	47	29	0
D) FAIR	4.2	0	0	6	71	24	0
E) RECOMMEND	4.1	C	12	6	41	41	0
F) WORKLOAD	2.4	29	6	59	6	0	0
EXP. GRADE	3.5						12

COURSE: ART 316		PROF: BECKMAN		RESPONSE: 10 OUT OF 69 (14%)			
QUESTIONS:	AVG	REPORTED IN PERCENTS					NA
		SD (1)	D (2)	U (3)	A (4)	SA (5)	
A) PREPARED	3.0	10	30	10	50	0	0
B) CLEAR	2.8	20	30	10	30	10	0
C) CONCERN	3.9	0	0	30	50	20	0
D) FAIR	3.9	0	0	30	50	20	0
E) RECOMMEND	2.7	30	20	10	30	10	0
F) WORKLOAD	2.6	10	40	30	20	0	0
EXP. GRADE	3.6						10

COURSE: AS 312		PROF: FISHER		RESPONSE: 6 OUT OF 40 (15%)			
QUESTIONS:	AVG	REPORTED IN PERCENTS					NA
		SD (1)	D (2)	U (3)	A (4)	SA (5)	
A) PREPARED	4.3	0	17	0	17	67	C
B) CLEAR	4.0	0	17	17	17	50	C
C) CONCERN	5.0	0	0	0	0	100	C
D) FAIR	4.8	0	0	0	17	83	C
E) RECOMMEND	3.7	0	17	33	17	33	C
F) WORKLOAD	2.0	33	33	33	0	C	C
EXP. GRADE	3.9						0

COURSE: BA 490		PROF: BEVERLEY		RESPONSE: 15 OUT OF 83 (23%)			
QUESTIONS:	AVG	REPORTED IN PERCENTS					NA
		SD (1)	D (2)	U (3)	A (4)	SA (5)	
A) PREPARED	4.2	C	C	11	63	23	0
B) CLEAR	3.9	5	0	16	42	21	16
C) CONCERN	4.4	0	0	5	32	58	0
D) FAIR	4.4	0	0	11	26	63	0
E) RECOMMEND	4.5	0	0	0	32	68	0
F) WORKLOAD	2.8	16	5	58	16	0	0
EXP. GRADE	3.6						5

- Numerical Equivalents
- Statements A-E: Statement F:
- 1 = Strongly Disagree
 - 2 = Disagree
 - 3 = Undecided
 - 4 = Agree
 - 5 = Strongly agree
- 1 = Much lighter than average
 - 2 = Lighter than average
 - 3 = Average
 - 4 = Heavier than average
 - 5 = Much heavier than average

BA
490

CE
450

COURSE: BA 490							
PROF: BIRLEY							
RESPONSE: 12 OUT OF 40 (30%)							
QUESTIONS:	AVG	REPORTED IN PERCENTS					
		SD (1)	D (2)	U (3)	A (4)	SA (5)	NA
A) PREPARED	4.7	0	0	0	33	67	0
B) CLEAR	4.5	0	0	8	33	58	0
C) CONCERN	3.9	0	17	17	25	42	0
D) FAIR	4.3	0	0	25	25	50	0
E) RECOMMEND	4.6	0	0	8	25	67	0
F) WORKLOAD	3.3	0	8	58	33	0	0
EXP. GRADE	3.3						0

COURSE: BA 490							
PROF: KENNEDY							
RESPONSE: 16 OUT OF 89 (18%)							
QUESTIONS:	AVG	REPORTED IN PERCENTS					
		SD (1)	D (2)	U (3)	A (4)	SA (5)	NA
A) PREPARED	3.7	0	19	25	25	31	0
B) CLEAR	3.6	0	25	25	13	38	0
C) CONCERN	3.5	6	19	19	31	25	0
D) FAIR	3.3	19	16	31	19	25	0
E) RECOMMEND	2.8	25	19	25	13	19	0
F) WORKLOAD	4.9	0	0	0	6	94	0
EXP. GRADE	3.2						0

COURSE: BA 490							
PROF: SECUN							
RESPONSE: 5 OUT OF 41 (12%)							
QUESTIONS:	AVG	REPORTED IN PERCENTS					
		SD (1)	D (2)	U (3)	A (4)	SA (5)	NA
A) PREPARED	5.0	0	0	0	0	100	0
B) CLEAR	5.0	0	0	0	0	100	0
C) CONCERN	4.4	0	0	0	60	40	0
D) FAIR	4.4	0	0	0	60	40	0
E) RECOMMEND	4.8	0	0	0	20	80	0
F) WORKLOAD	3.4	0	0	60	40	0	0
EXP. GRADE	3.8						0

FOR: STUDENT GOVERNMENT
BY: FCE COMMITTEE

FACULTY COURSE EVALUATION
UNIVERSITY OF NOTRE DAME

DATE: OCT 5, 1984
SEMESTER: SPRING 1984

COURSE: BIOL202							
PROF: HUNT, L.							
RESPONSE: 105 OUT OF 275 (38%)							
QUESTIONS:	AVG	REPORTED IN PERCENTS					
		SD (1)	D (2)	U (3)	A (4)	SA (5)	NA
A) PREPARED	3.9	3	10	14	43	30	0
B) CLEAR	3.0	13	25	20	34	8	0
C) CONCERN	3.2	10	17	28	33	12	0
D) FAIR	3.1	10	18	31	30	10	0
E) RECOMMEND	2.9	17	21	26	25	11	0
F) WORKLOAD	3.7	1	3	32	53	10	0
EXP. GRADE	3.3						3

COURSE: BIOL344							
PROF: OLSON							
RESPONSE: 62 OUT OF 212 (29%)							
QUESTIONS:	AVG	REPORTED IN PERCENTS					
		SD (1)	D (2)	U (3)	A (4)	SA (5)	NA
A) PREPARED	4.3	5	2	8	53	37	0
B) CLEAR	3.4	5	18	23	42	13	0
C) CONCERN	3.0	11	19	27	37	5	0
D) FAIR	3.2	6	13	29	37	15	0
E) RECOMMEND	3.4	13	18	16	44	10	0
F) WORKLOAD	4.5	0	2	10	31	58	0
EXP. GRADE	2.8						5

COURSE: BIC1412							
PROF: MCINTOSH							
RESPONSE: 5 OUT OF 26 (35%)							
QUESTIONS:	AVG	REPORTED IN PERCENTS					
		SD (1)	D (2)	U (3)	A (4)	SA (5)	NA
A) PREPARED	4.0	0	11	0	67	22	0
B) CLEAR	3.7	11	11	0	56	22	0
C) CONCERN	4.1	0	0	11	67	22	0
D) FAIR	4.0	0	0	11	78	11	0
E) RECOMMEND	3.6	0	22	22	33	22	0
F) WORKLOAD	3.0	0	11	78	11	0	0
EXP. GRADE	3.2						0

COURSE: CAPP243							
PROF: DAVISSON, D.							
RESPONSE: 17 OUT OF 40 (43%)							
QUESTIONS:	AVG	REPORTED IN PERCENTS					
		SD (1)	D (2)	U (3)	A (4)	SA (5)	NA
A) PREPARED	1.8	53	24	18	6	0	0
B) CLEAR	1.4	65	24	6	0	0	6
C) CONCERN	3.3	12	17	18	53	6	0
D) FAIR	3.2	12	18	18	41	12	0
E) RECOMMEND	1.5	65	24	6	6	0	0
F) WORKLOAD	3.5	0	12	35	41	12	0
EXP. GRADE	3.7						6

COURSE: CAPP331							
PROF: POWERS							
RESPONSE: 11 OUT OF 29 (38%)							
QUESTIONS:	AVG	REPORTED IN PERCENTS					
		SD (1)	D (2)	U (3)	A (4)	SA (5)	NA
A) PREPARED	4.9	0	0	0	9	91	0
B) CLEAR	4.5	0	0	0	55	45	0
C) CONCERN	4.7	0	0	0	27	73	0
D) FAIR	4.7	0	0	0	9	91	0
E) RECOMMEND	4.8	0	0	0	18	82	0
F) WORKLOAD	3.7	0	9	27	45	18	0
EXP. GRADE	3.6						0

COURSE: CAPP351							
PROF: GRANT							
RESPONSE: 7 OUT OF 30 (23%)							
QUESTIONS:	AVG	REPORTED IN PERCENTS					
		SD (1)	D (2)	U (3)	A (4)	SA (5)	NA
A) PREPARED	2.7	14	14	57	14	0	0
B) CLEAR	2.7	14	29	29	29	0	0
C) CONCERN	3.9	0	0	29	57	14	0
D) FAIR	4.1	0	0	14	57	29	0
E) RECOMMEND	2.9	14	29	14	43	0	0
F) WORKLOAD	3.7	0	0	29	71	0	0
EXP. GRADE	3.5						14

COURSE: CE 266							
PROF: LAUER							
RESPONSE: 4 OUT OF 32 (13%)							
QUESTIONS:	AVG	REPORTED IN PERCENTS					
		SD (1)	D (2)	U (3)	A (4)	SA (5)	NA
A) PREPARED	2.5	25	25	25	25	0	0
B) CLEAR	2.5	25	25	25	25	0	0
C) CONCERN	4.0	0	0	25	50	25	0
D) FAIR	4.0	0	0	25	50	25	0
E) RECOMMEND	3.0	0	25	50	25	0	0
F) WORKLOAD	3.3	0	0	75	25	0	0
EXP. GRADE	3.2						0

COURSE: CE 344							
PROF: JENNINGS							
RESPONSE: 8 OUT OF 28 (29%)							
QUESTIONS:	AVG	REPORTED IN PERCENTS					
		SD (1)	D (2)	U (3)	A (4)	SA (5)	NA
A) PREPARED	4.9	0	0	0	13	88	0
B) CLEAR	4.9	0	0	0	13	88	0
C) CONCERN	3.5	0	25	25	25	25	0
D) FAIR	4.3	0	0	13	50	38	0
E) RECOMMEND	4.4	0	0	0	63	38	0
F) WORKLOAD	3.8	0	0	38	50	13	0
EXP. GRADE	3.2						13

COURSE: CE 450							
PROF: TAYLOR							
RESPONSE: 9 OUT OF 46 (20%)							
QUESTIONS:	AVG	REPORTED IN PERCENTS					
		SD (1)	D (2)	U (3)	A (4)	SA (5)	NA
A) PREPARED	4.8	0	0	0	22	78	0
B) CLEAR	4.4	0	0	0	56	44	0
C) CONCERN	4.4	0	0	0	56	44	0
D) FAIR	4.7	0	0	0	33	67	0
E) RECOMMEND	4.7	0	0	11	11	78	0
F) WORKLOAD	2.3	11	56	22	11	0	0
EXP. GRADE	3.5						0

Numerical Equivalents
Statements A-E:
1 = Strongly Disagree
2 = Disagree
3 = Undecided
4 = Agree
5 = Strongly agree

Statement F:
1 = Much lighter than average
2 = Lighter than average
3 = Average
4 = Heavier than average
5 = Much heavier than average

CE
458

CHEM
236

FOR: STUDENT GOVERNMENT
BY: FCE COMMITTEE

FACULTY COURSE EVALUATION
UNIVERSITY OF NOTRE DAME

DATE: OCT 5, 1984
SEMESTER: SPRING 1984

COURSE: CE 458
PROF: THOMPSON, K.
RESPONSE: 11 OUT OF 11 (100%)

QUESTIONS:	AVG	REPORTED IN PERCENTS					
		SD	D	U	A	SA	NA
		(1)	(2)	(3)	(4)	(5)	
A) PREPARED	4.2	C	0	0	82	18	0
B) CLEAR	4.5	C	0	0	55	45	0
C) CONCERN	4.8	C	0	0	18	82	0
D) FAIR	4.6	C	0	0	36	64	0
E) RECOMMEND	4.5	C	0	0	55	45	0
F) WORKLOAD	2.4	C	64	36	0	0	0
EXP. GRADE	3.8						9

COURSE: CE 470
PROF: MARLEY
RESPONSE: 6 OUT OF 53 (11%)

QUESTIONS:	AVG	REPORTED IN PERCENTS					
		SD	D	U	A	SA	NA
		(1)	(2)	(3)	(4)	(5)	
A) PREPARED	4.5	C	0	0	50	50	0
B) CLEAR	4.2	C	0	0	83	17	0
C) CONCERN	4.8	C	0	0	17	83	0
D) FAIR	4.8	C	0	0	17	83	0
E) RECOMMEND	4.8	C	0	0	17	83	0
F) WORKLOAD	2.3	C	67	33	0	0	0
EXP. GRADE	3.4						C

COURSE: CE 486
PROF: SCHARF
RESPONSE: 7 OUT OF 27 (26%)

QUESTIONS:	AVG	REPORTED IN PERCENTS					
		SD	D	U	A	SA	NA
		(1)	(2)	(3)	(4)	(5)	
A) PREPARED	4.4	C	C	C	57	43	0
B) CLEAR	4.3	C	C	C	71	29	0
C) CONCERN	4.4	C	C	C	57	43	0
D) FAIR	4.1	C	C	C	86	14	0
E) RECOMMEND	4.3	C	C	C	71	29	0
F) WORKLOAD	4.0	C	C	29	43	29	0
EXP. GRADE	2.9						C

COURSE: CHEG241
PROF: MARTINEZ
RESPONSE: 30 OUT OF 53 (57%)

QUESTIONS:	AVG	REPORTED IN PERCENTS					
		SD	D	U	A	SA	NA
		(1)	(2)	(3)	(4)	(5)	
A) PREPARED	4.1	C	0	20	53	27	0
B) CLEAR	3.9	C	3	27	50	20	0
C) CONCERN	4.7	C	0	0	30	70	0
D) FAIR	4.6	C	0	3	20	67	0
E) RECOMMEND	4.4	C	0	17	30	53	0
F) WORKLOAD	3.4	C	7	50	23	17	0
EXP. GRADE	3.4						C

COURSE: CHEG343
PROF: KOHN
RESPONSE: 23 OUT OF 63 (37%)

QUESTIONS:	AVG	REPORTED IN PERCENTS					
		SD	D	U	A	SA	NA
		(1)	(2)	(3)	(4)	(5)	
A) PREPARED	3.7	C	13	17	61	9	0
B) CLEAR	3.2	C	22	43	30	4	0
C) CONCERN	4.5	C	4	9	17	70	0
D) FAIR	4.3	C	9	13	22	57	0
E) RECOMMEND	4.0	C	4	13	48	35	0
F) WORKLOAD	3.3	C	9	57	26	9	0
EXP. GRADE	3.2						4

COURSE: CHEG356
PROF: WOLF
RESPONSE: 22 OUT OF 61 (36%)

QUESTIONS:	AVG	REPORTED IN PERCENTS					
		SD	D	U	A	SA	NA
		(1)	(2)	(3)	(4)	(5)	
A) PREPARED	4.4	C	5	0	50	45	0
B) CLEAR	3.7	C	14	18	55	14	0
C) CONCERN	2.1	27	45	18	5	5	0
D) FAIR	2.6	14	36	27	23	0	0
E) RECOMMEND	2.5	18	36	27	9	9	0
F) WORKLOAD	3.7	0	5	27	55	9	0
EXP. GRADE	2.9						5

COURSE: CHEG437
PROF: KANTOR
RESPONSE: 7 OUT OF 67 (10%)

QUESTIONS:	AVG	REPORTED IN PERCENTS					
		SD	D	U	A	SA	NA
		(1)	(2)	(3)	(4)	(5)	
A) PREPARED	3.7	C	0	29	71	0	0
B) CLEAR	3.1	C	29	29	43	0	0
C) CONCERN	2.7	14	43	0	43	0	0
D) FAIR	3.0	14	29	0	57	0	0
E) RECOMMEND	3.0	C	29	43	29	0	0
F) WORKLOAD	3.6	C	0	43	57	0	0
EXP. GRADE	2.9						0

COURSE: CHEM102
PROF: BOTTEI
RESPONSE: 52 OUT OF 93 (56%)

QUESTIONS:	AVG	REPORTED IN PERCENTS					
		SD	D	U	A	SA	NA
		(1)	(2)	(3)	(4)	(5)	
A) PREPARED	4.6	C	0	0	37	63	0
B) CLEAR	4.5	C	4	2	35	58	0
C) CONCERN	4.5	C	4	10	19	67	0
D) FAIR	4.4	C	4	12	29	55	0
E) RECOMMEND	4.5	C	2	6	37	55	0
F) WORKLOAD	2.9	9	27	44	12	10	0
EXP. GRADE	3.4						C

COURSE: CHEM115
PROF: HOFMAN
RESPONSE: 304 OUT OF 860 (35%)

QUESTIONS:	AVG	REPORTED IN PERCENTS					
		SD	D	U	A	SA	NA
		(1)	(2)	(3)	(4)	(5)	
A) PREPARED	4.6	1	1	4	24	70	0
B) CLEAR	3.8	3	12	14	41	30	0
C) CONCERN	4.1	5	8	10	31	48	0
D) FAIR	3.9	5	8	19	32	37	0
E) RECOMMEND	4.0	7	6	13	29	44	0
F) WORKLOAD	3.4	1	11	45	33	10	0
EXP. GRADE	3.5						C

COURSE: CHEM196
PROF: SCHWARTZ
RESPONSE: 7 OUT OF 25 (28%)

QUESTIONS:	AVG	REPORTED IN PERCENTS					
		SD	D	U	A	SA	NA
		(1)	(2)	(3)	(4)	(5)	
A) PREPARED	4.9	C	0	0	14	86	0
B) CLEAR	3.6	C	0	43	57	0	0
C) CONCERN	4.7	C	0	0	29	71	0
D) FAIR	4.4	C	0	14	29	57	0
E) RECOMMEND	4.3	C	0	14	43	43	0
F) WORKLOAD	3.0	C	14	71	14	0	0
EXP. GRADE	3.7						0

COURSE: CHEM224
PROF: FREEMAN
RESPONSE: 101 OUT OF 271 (37%)

QUESTIONS:	AVG	REPORTED IN PERCENTS					
		SD	D	U	A	SA	NA
		(1)	(2)	(3)	(4)	(5)	
A) PREPARED	4.2	C	1	12	55	31	1
B) CLEAR	3.4	3	17	22	49	9	1
C) CONCERN	3.3	7	18	26	35	14	1
D) FAIR	3.8	2	7	19	45	27	1
E) RECOMMEND	3.4	5	20	20	40	14	2
F) WORKLOAD	4.4	0	2	10	32	55	1
EXP. GRADE	3.0						2

COURSE: CHEM236
PROF: MILLER
RESPONSE: 8 OUT OF 19 (42%)

QUESTIONS:	AVG	REPORTED IN PERCENTS					
		SD	D	U	A	SA	NA
		(1)	(2)	(3)	(4)	(5)	
A) PREPARED	4.4	C	C	C	63	37	0
B) CLEAR	4.0	C	13	C	63	25	0
C) CONCERN	3.6	C	13	13	75	0	0
D) FAIR	4.1	C	0	0	88	13	0
E) RECOMMEND	3.6	C	13	25	50	13	0
F) WORKLOAD	4.5	C	C	13	25	63	0
EXP. GRADE	2.8						0

Numerical Equivalents
Statements A-E:
1 = Strongly Disagree
2 = Disagree
3 = Undecided
4 = Agree
5 = Strongly agree
Statement F:
1 = Much lighter than average
2 = Lighter than average
3 = Average
4 = Heavier than average
5 = Much heavier than average

CHEM 312 EASC 240

COURSE: CHEM312
PROF: FESSEDEN
RESPONSE: 16 OUT OF 61 (26%)

QUESTIONS:	AVG	REPORTED IN PERCENTS					
		SD (1)	D (2)	U (3)	A (4)	SA (5)	NA
A) PREPARED	4.4	0	0	0	56	44	0
B) CLEAR	4.0	0	6	13	36	25	0
C) CONCERN	3.8	0	0	31	38	25	0
D) FAIR	4.1	0	0	19	56	25	0
E) RECOMMEND	4.1	0	6	6	63	25	0
F) WORKLOAD	3.0	0	19	63	19	0	0
EXP. GRADE	3.6						0

COURSE: CHEM322
PROF: SCHWARTZ
RESPONSE: 9 OUT OF 21 (43%)

QUESTIONS:	AVG	REPORTED IN PERCENTS					
		SD (1)	D (2)	U (3)	A (4)	SA (5)	NA
A) PREPARED	4.2	0	0	22	33	44	0
B) CLEAR	3.9	0	11	22	33	33	0
C) CONCERN	3.0	11	33	11	33	11	0
D) FAIR	3.4	0	33	11	33	22	0
E) RECOMMEND	3.8	0	33	11	0	56	0
F) WORKLOAD	3.8	0	0	33	56	11	0
EXP. GRADE	3.1						0

COURSE: CHEM329
PROF: WALTER
RESPONSE: 8 OUT OF 51 (16%)

QUESTIONS:	AVG	REPORTED IN PERCENTS					
		SD (1)	D (2)	U (3)	A (4)	SA (5)	NA
A) PREPARED	3.9	13	0	13	38	38	0
B) CLEAR	3.3	0	38	0	63	0	0
C) CONCERN	3.1	25	0	25	38	13	0
D) FAIR	3.8	25	0	0	25	50	0
E) RECOMMEND	3.0	13	13	50	13	13	0
F) WORKLOAD	3.1	0	25	38	38	0	0
EXP. GRADE	3.2						0

COURSE: CHEM335
PROF: PASTO
RESPONSE: 18 OUT OF 75 (24%)

QUESTIONS:	AVG	REPORTED IN PERCENTS					
		SD (1)	D (2)	U (3)	A (4)	SA (5)	NA
A) PREPARED	4.6	0	0	6	28	67	0
B) CLEAR	4.0	0	11	11	44	33	0
C) CONCERN	4.2	6	6	11	22	56	0
D) FAIR	4.2	6	6	0	44	44	0
E) RECOMMEND	4.2	6	6	11	17	61	0
F) WORKLOAD	4.7	0	0	0	33	67	0
EXP. GRADE	2.7						0

COURSE: CHEM420
PROF: SERRIANI
RESPONSE: 19 OUT OF 87 (22%)

QUESTIONS:	AVG	REPORTED IN PERCENTS					
		SD (1)	D (2)	U (3)	A (4)	SA (5)	NA
A) PREPARED	4.9	0	0	0	5	95	0
B) CLEAR	4.6	0	0	5	26	68	0
C) CONCERN	3.9	0	11	11	58	21	0
D) FAIR	4.2	0	0	16	47	37	0
E) RECOMMEND	4.2	0	5	16	32	47	0
F) WORKLOAD	4.6	0	0	0	42	58	0
EXP. GRADE	3.4						0

COURSE: CMSC102
PROF: KOZAK
RESPONSE: 101 OUT OF 360 (28%)

QUESTIONS:	AVG	REPORTED IN PERCENTS					
		SD (1)	D (2)	U (3)	A (4)	SA (5)	NA
A) PREPARED	4.2	1	5	7	45	39	0
B) CLEAR	3.3	9	19	24	32	17	0
C) CONCERN	4.0	1	3	19	49	29	0
D) FAIR	4.2	1	1	11	51	36	0
E) RECOMMEND	4.0	2	11	12	41	35	0
F) WORKLOAD	2.5	12	40	40	9	0	0
EXP. GRADE	3.4						1

FOR: STUDENT GOVERNMENT
BY: FCE COMMITTEE

FACULTY COURSE EVALUATION UNIVERSITY OF NOTRE DAME

DATE: OCT 5, 1982
SEMESTER: SPRING 1982

COURSE: COTH110
PROF: TURNER
RESPONSE: 16 OUT OF 54 (30%)

QUESTIONS:	AVG	REPORTED IN PERCENTS					
		SD (1)	D (2)	U (3)	A (4)	SA (5)	NA
A) PREPARED	3.8	0	6	31	44	19	0
B) CLEAR	3.4	0	25	6	50	13	0
C) CONCERN	3.4	0	6	56	31	6	0
D) FAIR	2.9	13	25	25	31	6	0
E) RECOMMEND	2.7	31	19	19	13	19	0
F) WORKLOAD	3.8	0	13	19	50	19	0
EXP. GRADE	2.9						6

COURSE: COTH140
PROF: BENELLI
RESPONSE: 16 OUT OF 54 (30%)

QUESTIONS:	AVG	REPORTED IN PERCENTS					
		SD (1)	D (2)	U (3)	A (4)	SA (5)	NA
A) PREPARED	3.5	6	13	6	75	0	0
B) CLEAR	3.0	19	13	25	38	6	0
C) CONCERN	3.6	0	19	38	13	31	0
D) FAIR	3.8	6	6	13	50	25	0
E) RECOMMEND	2.8	25	13	31	19	13	0
F) WORKLOAD	2.8	0	25	69	6	0	0
EXP. GRADE	3.2						0

COURSE: EASC102
PROF: RIGBY
RESPONSE: 24 OUT OF 54 (44%)

QUESTIONS:	AVG	REPORTED IN PERCENTS					
		SD (1)	D (2)	U (3)	A (4)	SA (5)	NA
A) PREPARED	4.4	0	4	4	38	50	4
B) CLEAR	4.0	0	13	4	46	33	4
C) CONCERN	4.3	0	0	17	21	54	4
D) FAIR	4.3	4	0	6	33	50	4
E) RECOMMEND	4.5	0	0	13	29	58	0
F) WORKLOAD	3.5	0	0	46	21	33	0
EXP. GRADE	3.2						0

COURSE: EASC112
PROF: MURPHY
RESPONSE: 8 OUT OF 40 (20%)

QUESTIONS:	AVG	REPORTED IN PERCENTS					
		SD (1)	D (2)	U (3)	A (4)	SA (5)	NA
A) PREPARED	4.3	0	0	13	50	38	0
B) CLEAR	3.9	0	0	25	38	25	0
C) CONCERN	3.8	0	0	38	50	13	0
D) FAIR	3.6	0	38	0	25	38	0
E) RECOMMEND	4.1	0	0	25	38	38	0
F) WORKLOAD	3.5	0	0	50	50	0	0
EXP. GRADE	2.7						13

COURSE: EASC208
PROF: WASCWSKI
RESPONSE: 6 OUT OF 10 (60%)

QUESTIONS:	AVG	REPORTED IN PERCENTS					
		SD (1)	D (2)	U (3)	A (4)	SA (5)	NA
A) PREPARED	4.3	0	0	0	67	33	0
B) CLEAR	4.0	0	0	17	67	17	0
C) CONCERN	3.8	0	0	17	83	0	0
D) FAIR	3.8	0	0	17	83	0	0
E) RECOMMEND	3.7	0	17	0	83	0	0
F) WORKLOAD	3.2	0	17	50	33	0	0
EXP. GRADE	3.1						0

COURSE: EASC240
PROF: FAIRLEY
RESPONSE: 5 OUT OF 9 (56%)

QUESTIONS:	AVG	REPORTED IN PERCENTS					
		SD (1)	D (2)	U (3)	A (4)	SA (5)	NA
A) PREPARED	4.2	0	0	20	40	40	0
B) CLEAR	4.2	0	0	20	40	40	0
C) CONCERN	4.4	0	0	0	60	40	0
D) FAIR	4.4	0	0	0	60	40	0
E) RECOMMEND	4.6	0	0	0	40	60	0
F) WORKLOAD	3.6	0	0	40	60	0	0
EXP. GRADE	2.7						0

- Numerical Equivalents
- Statements A-E: Statement F:
- 1 = Strongly Disagree
 - 2 = Disagree
 - 3 = Undecided
 - 4 = Agree
 - 5 = Strongly agree
- 1 = Much lighter than average
 - 2 = Lighter than average
 - 3 = Average
 - 4 = Heavier than average
 - 5 = Much heavier than average

EASC
342
ECON
302

COURSE: EASC342
PROF: EWART
RESPONSE: 10 OUT OF 22 (45%)

QUESTIONS:	AVG	REPORTED IN PERCENTS					
		SD	D	U	A	SA	NA
A) PREPARED	2.5	20	40	10	20	0	0
B) CLEAR	2.5	10	40	40	10	0	0
C) CONCERN	3.8	0	0	30	60	10	0
D) FAIR	3.7	0	20	10	50	20	0
E) RECOMMEND	2.1	20	50	30	0	0	0
F) WORKLOAD	3.3	0	0	70	30	0	0
EXP. GRADE	3.4						

COURSE: EASC454
PROF: WINKLER
RESPONSE: 9 OUT OF 10 (90%)

QUESTIONS:	AVG	REPORTED IN PERCENTS					
		SD	D	U	A	SA	NA
A) PREPARED	3.2	0	22	33	44	0	0
B) CLEAR	2.7	11	44	11	33	0	0
C) CONCERN	3.2	0	11	56	33	0	0
D) FAIR	3.6	0	0	44	56	0	0
E) RECOMMEND	2.8	11	22	44	22	0	0
F) WORKLOAD	2.1	11	67	22	0	0	0
EXP. GRADE	3.7						

COURSE: ECON115
PROF: HUDGINS
RESPONSE: 27 OUT OF 61 (44%)

QUESTIONS:	AVG	REPORTED IN PERCENTS					
		SD	D	U	A	SA	NA
A) PREPARED	4.0	0	4	19	48	30	0
B) CLEAR	3.7	0	26	11	33	30	0
C) CONCERN	4.3	0	0	15	37	48	0
D) FAIR	4.3	0	0	22	26	52	0
E) RECOMMEND	3.8	4	11	19	37	30	0
F) WORKLOAD	3.1	4	15	52	30	0	0
EXP. GRADE	3.1						

FOR: STUDENT GOVERNMENT
BY: FCE COMMITTEE

FACULTY COURSE EVALUATION
UNIVERSITY OF NOTRE DAME

DATE: OCT 5, 1984
SEMESTER: SPRING 1984

COURSE: ECON115
PROF: YOUNG
RESPONSE: 19 OUT OF 47 (40%)

QUESTIONS:	AVG	REPORTED IN PERCENTS					
		SD	D	U	A	SA	NA
A) PREPARED	3.6	0	16	21	47	16	0
B) CLEAR	2.9	5	42	16	26	11	0
C) CONCERN	3.4	5	21	21	37	16	0
D) FAIR	3.6	5	11	16	58	11	0
E) RECOMMEND	2.8	21	21	21	32	5	0
F) WORKLOAD	3.2	0	11	63	21	5	0
EXP. GRADE	3.3						

COURSE: ECON123
PROF: WARLICK
RESPONSE: 173 OUT OF 520 (33%)

QUESTIONS:	AVG	REPORTED IN PERCENTS					
		SD	D	U	A	SA	NA
A) PREPARED	4.1	5	4	10	53	32	2
B) CLEAR	3.2	5	28	19	38	8	2
C) CONCERN	3.4	3	13	35	36	12	2
D) FAIR	3.6	2	4	36	46	10	2
E) RECOMMEND	3.0	9	23	32	24	10	2
F) WORKLOAD	3.4	0	8	50	34	6	2
EXP. GRADE	3.1						

COURSE: ECON224
PROF: MCFLAND
RESPONSE: 37 OUT OF 145 (26%)

QUESTIONS:	AVG	REPORTED IN PERCENTS					
		SD	D	U	A	SA	NA
A) PREPARED	4.2	3	3	3	55	32	0
B) CLEAR	3.5	3	30	5	43	19	0
C) CONCERN	3.1	14	14	27	41	5	0
D) FAIR	3.4	3	19	22	46	11	0
E) RECOMMEND	3.5	3	14	22	41	19	0
F) WORKLOAD	2.9	3	14	70	14	0	0
EXP. GRADE	3.4						

COURSE: ECON225
PROF: FARRINGTON
RESPONSE: 13 OUT OF 49 (27%)

QUESTIONS:	AVG	REPORTED IN PERCENTS					
		SD	D	U	A	SA	NA
A) PREPARED	4.9	0	0	0	8	92	0
B) CLEAR	4.8	0	0	0	23	77	0
C) CONCERN	4.7	0	0	0	15	77	0
D) FAIR	4.8	0	0	0	8	85	0
E) RECOMMEND	4.9	0	0	0	8	92	0
F) WORKLOAD	2.9	0	8	92	0	0	0
EXP. GRADE	3.4						

COURSE: ECON225
PROF: RUCCIO
RESPONSE: 22 OUT OF 50 (44%)

QUESTIONS:	AVG	REPORTED IN PERCENTS					
		SD	D	U	A	SA	NA
A) PREPARED	4.0	5	0	5	68	23	0
B) CLEAR	3.2	5	18	23	41	5	0
C) CONCERN	3.0	5	27	36	27	5	0
D) FAIR	3.1	0	23	50	18	5	0
E) RECOMMEND	3.0	18	23	23	18	18	0
F) WORKLOAD	3.2	0	23	36	36	5	0
EXP. GRADE	2.8						

COURSE: ECON225
PROF: SWARTZ
RESPONSE: 21 OUT OF 67 (31%)

QUESTIONS:	AVG	REPORTED IN PERCENTS					
		SD	D	U	A	SA	NA
A) PREPARED	4.7	0	0	0	29	71	0
B) CLEAR	4.5	0	0	10	29	62	0
C) CONCERN	4.6	0	0	10	24	67	0
D) FAIR	4.5	0	0	10	29	62	0
E) RECOMMEND	4.9	0	0	0	10	90	0
F) WORKLOAD	3.0	5	10	71	14	0	0
EXP. GRADE	3.5						

COURSE: ECON301
PROF: BETSON
RESPONSE: 8 OUT OF 26 (31%)

QUESTIONS:	AVG	REPORTED IN PERCENTS					
		SD	D	U	A	SA	NA
A) PREPARED	4.8	0	0	0	25	75	0
B) CLEAR	4.0	13	0	0	50	38	0
C) CONCERN	3.5	0	25	13	50	13	0
D) FAIR	4.1	0	13	0	50	38	0
E) RECOMMEND	3.6	13	13	0	50	25	0
F) WORKLOAD	3.1	0	13	63	25	0	0
EXP. GRADE	3.3						

COURSE: ECON301
PROF: KRYNSKI
RESPONSE: 10 OUT OF 32 (31%)

QUESTIONS:	AVG	REPORTED IN PERCENTS					
		SD	D	U	A	SA	NA
A) PREPARED	3.6	0	20	10	60	10	0
B) CLEAR	3.1	10	20	20	50	0	0
C) CONCERN	5.0	0	0	0	0	100	0
D) FAIR	4.8	0	0	0	20	80	0
E) RECOMMEND	3.4	10	20	10	40	20	0
F) WORKLOAD	3.1	0	20	50	30	0	0
EXP. GRADE	3.4						

COURSE: ECON302
PROF: WAMBEKE
RESPONSE: 6 OUT OF 27 (22%)

QUESTIONS:	AVG	REPORTED IN PERCENTS					
		SD	D	U	A	SA	NA
A) PREPARED	3.5	0	17	17	67	0	0
B) CLEAR	2.8	0	33	5	17	0	0
C) CONCERN	4.0	0	17	0	50	33	0
D) FAIR	4.7	0	0	0	33	67	0
E) RECOMMEND	2.5	17	17	67	0	0	0
F) WORKLOAD	2.8	0	33	50	17	0	0
EXP. GRADE	3.7						

Numerical Equivalents
Statements A-E:
1 = Strongly Disagree
2 = Disagree
3 = Undecided
4 = Agree
5 = Strongly agree

Statement F:
1 = Much lighter than average
2 = Lighter than average
3 = Average
4 = Heavier than average
5 = Much heavier than average

ECON
353

EE
372

FOR: STUDENT GOVERNMENT
BY: FCE COMMITTEE

FACULTY COURSE EVALUATION
UNIVERSITY OF NOTRE DAME

DATE: OCT 5, 1984
SEMESTER: SPRING 1984

COURSE: ECON353		PROF: GHILARDUCCI		RESPONSE: 21 OUT OF 46 (46%)		
QUESTIONS:	AVG	REPORTED IN PERCENTS				
		SD (1)	D (2)	U (3)	A (4)	SA (5) NA
A) PREPARED	3.1	0	38	10	52	0
B) CLEAR	2.7	19	24	24	33	0
C) CONCERN	4.1	5	5	14	43	38
D) FAIR	3.7	0	10	24	33	29
E) RECOMMEND	2.9	19	19	29	24	10
F) WORKLOAD	3.7	0	0	48	38	14
EXP. GRADE	3.2					10

COURSE: ECCN421		PROF: BONELLO		RESPONSE: 8 OUT OF 42 (19%)		
QUESTIONS:	AVG	REPORTED IN PERCENTS				
		SD (1)	D (2)	U (3)	A (4)	SA (5) NA
A) PREPARED	4.4	0	0	25	13	63
B) CLEAR	4.0	0	13	13	38	38
C) CONCERN	4.5	0	0	13	25	63
D) FAIR	4.5	0	0	13	25	63
E) RECOMMEND	4.6	0	0	0	38	63
F) WORKLOAD	4.0	0	0	13	75	13
EXP. GRADE	3.1					0

COURSE: ECCN443		PROF: COE		RESPONSE: 8 OUT OF 28 (29%)		
QUESTIONS:	AVG	REPORTED IN PERCENTS				
		SD (1)	D (2)	U (3)	A (4)	SA (5) NA
A) PREPARED	3.4	0	25	38	13	25
B) CLEAR	2.8	25	13	38	13	13
C) CONCERN	3.0	13	13	50	13	13
D) FAIR	3.3	0	25	38	25	13
E) RECOMMEND	2.8	25	25	13	25	13
F) WORKLOAD	2.8	0	25	75	0	0
EXP. GRADE	2.9					0

COURSE: ECON455		PROF: LEAHY		RESPONSE: 12 OUT OF 43 (28%)		
QUESTIONS:	AVG	REPORTED IN PERCENTS				
		SD (1)	D (2)	U (3)	A (4)	SA (5) NA
A) PREPARED	4.3	0	8	8	33	50
B) CLEAR	4.4	0	0	0	58	42
C) CONCERN	4.8	0	0	8	8	83
D) FAIR	4.7	0	0	0	33	67
E) RECOMMEND	4.8	0	0	8	8	83
F) WORKLOAD	2.8	17	8	50	25	0
EXP. GRADE	3.8					8

COURSE: EE 222		PROF: YURKOVICH		RESPONSE: 27 OUT OF 90 (30%)		
QUESTIONS:	AVG	REPORTED IN PERCENTS				
		SD (1)	D (2)	U (3)	A (4)	SA (5) NA
A) PREPARED	4.6	0	0	4	33	63
B) CLEAR	4.5	0	0	7	37	56
C) CONCERN	3.9	0	0	33	41	26
D) FAIR	4.3	0	0	15	44	41
E) RECOMMEND	4.2	0	7	15	30	48
F) WORKLOAD	3.0	0	19	67	15	0
EXP. GRADE	3.3					4

COURSE: EE 241		PROF: FERRO		RESPONSE: 71 OUT OF 175 (41%)		
QUESTIONS:	AVG	REPORTED IN PERCENTS				
		SD (1)	D (2)	U (3)	A (4)	SA (5) NA
A) PREPARED	4.4	0	0	1	55	39
B) CLEAR	4.0	0	8	7	65	20
C) CONCERN	3.7	3	7	25	45	20
D) FAIR	3.7	3	7	21	55	13
E) RECOMMEND	4.0	3	8	10	48	31
F) WORKLOAD	4.1	0	0	21	49	30
EXP. GRADE	3.1					0

COURSE: EE 242		PROF: GABRIEL		RESPONSE: 48 OUT OF 127 (35%)		
QUESTIONS:	AVG	REPORTED IN PERCENTS				
		SD (1)	D (2)	U (3)	A (4)	SA (5) NA
A) PREPARED	1.9	56	19	8	15	2
B) CLEAR	1.6	63	23	10	4	0
C) CONCERN	1.7	60	15	19	6	0
D) FAIR	2.2	33	27	26	8	2
E) RECOMMEND	1.4	71	21	8	0	0
F) WORKLOAD	3.1	0	13	63	25	0
EXP. GRADE	2.9					0

COURSE: EE 354		PROF: LTU		RESPONSE: 34 OUT OF 110 (31%)		
QUESTIONS:	AVG	REPORTED IN PERCENTS				
		SD (1)	D (2)	U (3)	A (4)	SA (5) NA
A) PREPARED	2.9	9	24	35	24	6
B) CLEAR	2.7	32	24	15	15	6
C) CONCERN	2.3	21	24	29	15	9
D) FAIR	3.2	3	15	53	18	9
E) RECOMMEND	2.0	44	29	12	6	6
F) WORKLOAD	3.4	0	15	32	47	3
EXP. GRADE	2.8					0

COURSE: EE 357		PROF: GAJDA		RESPONSE: 19 OUT OF 89 (21%)		
QUESTIONS:	AVG	REPORTED IN PERCENTS				
		SD (1)	D (2)	U (3)	A (4)	SA (5) NA
A) PREPARED	4.9	0	0	0	11	89
B) CLEAR	4.7	0	0	0	32	68
C) CONCERN	4.8	0	0	0	21	79
D) FAIR	4.6	0	0	5	26	68
E) RECOMMEND	4.8	0	0	5	11	84
F) WORKLOAD	3.4	0	0	68	21	11
EXP. GRADE	3.3					0

COURSE: EE 361		PROF: UHRAN		RESPONSE: 50 OUT OF 71 (70%)		
QUESTIONS:	AVG	REPORTED IN PERCENTS				
		SD (1)	D (2)	U (3)	A (4)	SA (5) NA
A) PREPARED	3.8	2	10	16	54	18
B) CLEAR	3.5	6	6	30	46	12
C) CONCERN	3.9	0	10	16	44	30
D) FAIR	3.9	0	4	28	40	28
E) RECOMMEND	3.7	4	14	12	52	18
F) WORKLOAD	3.7	2	4	34	46	14
EXP. GRADE	3.3					2

COURSE: EE 371		PROF: COHN		RESPONSE: 24 OUT OF 62 (39%)		
QUESTIONS:	AVG	REPORTED IN PERCENTS				
		SD (1)	D (2)	U (3)	A (4)	SA (5) NA
A) PREPARED	3.6	8	8	17	50	17
B) CLEAR	3.4	4	17	21	42	12
C) CONCERN	3.9	4	4	8	63	21
D) FAIR	4.0	8	0	8	46	38
E) RECOMMEND	3.6	4	17	29	17	33
F) WORKLOAD	3.9	0	8	29	29	33
EXP. GRADE	3.3					0

COURSE: EE 372		PROF: CUIGLEY		RESPONSE: 26 OUT OF 72 (36%)		
QUESTIONS:	AVG	REPORTED IN PERCENTS				
		SD (1)	D (2)	U (3)	A (4)	SA (5) NA
A) PREPARED	2.4	19	31	38	12	0
B) CLEAR	1.4	62	35	4	0	0
C) CONCERN	4.0	0	12	15	35	38
D) FAIR	3.8	0	4	27	55	12
E) RECOMMEND	1.7	50	31	15	4	0
F) WORKLOAD	3.7	0	0	42	42	15
EXP. GRADE	2.8					4

Numerical Equivalents
Statements A-E:
1 = Strongly Disagree
2 = Disagree
3 = Undecided
4 = Agree
5 = Strongly agree

Statement F:
1 = Much lighter than average
2 = Lighter than average
3 = Average
4 = Heavier than average
5 = Much heavier than average

EE
451
ENGL
109

COURSE: EE 451
PROF: HENRY
RESPONSE: 11 OUT OF 40 (28%)

QUESTIONS:	AVG	REPORTED IN PERCENTS					
		SD (1)	D (2)	U (3)	A (4)	SA (5)	NA
A) PREPARED	3.7	18	0	9	36	36	0
B) CLEAR	3.5	18	9	0	45	27	0
C) CONCERN	3.4	18	9	0	64	9	0
D) FAIR	3.2	18	9	18	45	9	0
E) RECOMMEND	3.4	27	0	9	36	27	0
F) WORKLOAD	4.4	0	9	0	36	55	0
EXP. GRADE	3.2						9

COURSE: EE 471
PROF: MELSA
RESPONSE: 8 OUT OF 48 (17%)

QUESTIONS:	AVG	REPORTED IN PERCENTS					
		SD (1)	D (2)	U (3)	A (4)	SA (5)	NA
A) PREPARED	3.8	0	13	13	63	13	0
B) CLEAR	2.8	0	38	50	13	0	0
C) CONCERN	3.1	13	13	25	50	0	0
D) FAIR	3.6	0	13	25	50	13	0
E) RECOMMEND	3.6	13	0	13	63	13	0
F) WORKLOAD	3.9	0	13	13	50	25	0
EXP. GRADE	2.9						0

COURSE: EE 496
PROF: KWCR
RESPONSE: 13 OUT OF 40 (33%)

QUESTIONS:	AVG	REPORTED IN PERCENTS					
		SD (1)	D (2)	U (3)	A (4)	SA (5)	NA
A) PREPARED	3.8	0	15	15	38	31	0
B) CLEAR	3.2	8	23	8	54	0	0
C) CONCERN	3.5	8	15	23	31	23	0
D) FAIR	4.1	0	8	15	38	38	0
E) RECOMMEND	3.2	8	31	15	23	23	0
F) WORKLOAD	3.5	0	0	15	38	47	0
EXP. GRADE	3.2						8

COURSE: EG 120
PROF: MILLER-LUCEY
RESPONSE: 81 OUT OF 239 (34%)

QUESTIONS:	AVG	REPORTED IN PERCENTS					
		SD (1)	D (2)	U (3)	A (4)	SA (5)	NA
A) PREPARED	2.8	16	28	25	26	5	0
B) CLEAR	2.2	28	37	21	12	1	0
C) CONCERN	2.6	22	21	33	20	4	0
D) FAIR	3.0	11	20	31	33	5	0
E) RECOMMEND	2.2	42	17	23	15	2	0
F) WORKLOAD	4.2	0	4	12	42	42	0
EXP. GRADE	2.9						0

COURSE: ENGL109
PROF: BAKER
RESPONSE: 7 OUT OF 20 (35%)

QUESTIONS:	AVG	REPORTED IN PERCENTS					
		SD (1)	D (2)	U (3)	A (4)	SA (5)	NA
A) PREPARED	4.9	0	0	0	14	86	0
B) CLEAR	4.9	0	0	0	14	86	0
C) CONCERN	4.7	0	0	0	29	71	0
D) FAIR	4.6	0	0	0	43	57	0
E) RECOMMEND	4.3	0	14	0	29	57	0
F) WORKLOAD	4.3	0	0	0	71	29	0
EXP. GRADE	3.1						0

COURSE: ENGL109
PROF: BENDER
RESPONSE: 6 OUT OF 20 (30%)

QUESTIONS:	AVG	REPORTED IN PERCENTS					
		SD (1)	D (2)	U (3)	A (4)	SA (5)	NA
A) PREPARED	3.7	0	0	0	67	0	0
B) CLEAR	3.3	0	17	33	50	0	0
C) CONCERN	4.3	0	0	17	33	50	0
D) FAIR	3.5	0	17	17	67	0	0
E) RECOMMEND	3.0	0	0	33	33	33	0
F) WORKLOAD	3.7	0	0	50	33	17	0
EXP. GRADE	3.5						0

FOR: STUDENT GOVERNMENT
BY: FCE COMMITTEE

FACULTY COURSE EVALUATION
UNIVERSITY OF NOTRE DAME

DATE: OCT 5, 1984
SEMESTER: SPRING 1984

COURSE: ENGL109
PROF: BLAESER
RESPONSE: 9 OUT OF 20 (45%)

QUESTIONS:	AVG	REPORTED IN PERCENTS					
		SD (1)	D (2)	U (3)	A (4)	SA (5)	NA
A) PREPARED	1.4	56	44	0	0	0	0
B) CLEAR	2.0	44	22	22	11	0	0
C) CONCERN	3.3	0	22	33	33	11	0
D) FAIR	3.2	0	33	22	33	11	0
E) RECOMMEND	1.8	56	22	0	0	11	11
F) WORKLOAD	3.0	0	22	56	22	0	0
EXP. GRADE	3.2						0

COURSE: ENGL109
PROF: BRZENK
RESPONSE: 8 OUT OF 21 (38%)

QUESTIONS:	AVG	REPORTED IN PERCENTS					
		SD (1)	D (2)	U (3)	A (4)	SA (5)	NA
A) PREPARED	3.5	0	25	13	50	13	0
B) CLEAR	3.4	0	38	0	50	13	0
C) CONCERN	3.8	0	13	13	63	13	0
D) FAIR	3.9	0	13	25	25	38	0
E) RECOMMEND	3.6	0	38	0	25	38	0
F) WORKLOAD	2.9	13	0	75	13	0	0
EXP. GRADE	3.4						0

COURSE: ENGL109
PROF: CARRIGAN
RESPONSE: 6 OUT OF 22 (27%)

QUESTIONS:	AVG	REPORTED IN PERCENTS					
		SD (1)	D (2)	U (3)	A (4)	SA (5)	NA
A) PREPARED	4.3	0	0	0	67	33	0
B) CLEAR	4.0	0	0	17	67	17	0
C) CONCERN	4.8	0	0	0	17	83	0
D) FAIR	4.3	0	0	17	33	50	0
E) RECOMMEND	3.7	0	17	17	50	17	0
F) WORKLOAD	3.0	0	17	67	17	0	0
EXP. GRADE	3.3						17

COURSE: ENGL109
PROF: CHESLEY
RESPONSE: 6 OUT OF 18 (33%)

QUESTIONS:	AVG	REPORTED IN PERCENTS					
		SD (1)	D (2)	U (3)	A (4)	SA (5)	NA
A) PREPARED	4.0	0	0	0	100	0	0
B) CLEAR	3.5	17	0	17	50	17	0
C) CONCERN	3.7	17	0	17	33	33	0
D) FAIR	3.3	33	0	17	0	50	0
E) RECOMMEND	2.3	33	33	0	33	0	0
F) WORKLOAD	3.8	0	0	50	17	33	0
EXP. GRADE	2.7						0

COURSE: ENGL109
PROF: COUGHERTY
RESPONSE: 4 OUT OF 20 (20%)

QUESTIONS:	AVG	REPORTED IN PERCENTS					
		SD (1)	D (2)	U (3)	A (4)	SA (5)	NA
A) PREPARED	4.3	0	0	25	25	50	0
B) CLEAR	4.0	0	0	25	50	25	0
C) CONCERN	4.0	0	0	25	50	25	0
D) FAIR	3.8	0	0	50	25	25	0
E) RECOMMEND	3.8	0	25	25	0	50	0
F) WORKLOAD	2.8	0	25	75	0	0	0
EXP. GRADE	2.9						0

COURSE: ENGL109
PROF: EBY
RESPONSE: 10 OUT OF 15 (67%)

QUESTIONS:	AVG	REPORTED IN PERCENTS					
		SD (1)	D (2)	U (3)	A (4)	SA (5)	NA
A) PREPARED	3.3	0	20	0	50	0	0
B) CLEAR	3.3	0	20	30	50	0	0
C) CONCERN	3.0	10	20	0	40	0	0
D) FAIR	3.4	0	20	20	60	0	0
E) RECOMMEND	2.7	20	20	20	30	0	0
F) WORKLOAD	3.6	0	10	30	50	10	0
EXP. GRADE	3.4						0

Numerical Equivalents
Statements A-E:
1 = Strongly Disagree
2 = Disagree
3 = Undecided
4 = Agree
5 = Strongly agree

Statement F:
1 = Much lighter than average
2 = Lighter than average
3 = Average
4 = Heavier than average
5 = Much heavier than average

ENGL 109

COURSE: ENGL109		PROF: EDMAN		RESPONSE: 7 OUT OF 22 (32%)			
QUESTIONS:	AVG	REPORTED IN PERCENTS					NA
		SD (1)	D (2)	U (3)	A (4)	SA (5)	
A) PREPARED	4.0	0	14	0	57	29	0
B) CLEAR	4.0	14	0	0	43	43	0
C) CONCERN	3.9	0	14	14	43	29	0
D) FAIR	4.0	0	0	29	43	29	0
E) RECOMMEND	3.6	0	29	0	57	14	0
F) WORKLOAD	3.7	0	0	29	71	0	0
EXP. GRADE	3.0						0

COURSE: ENGL109		PROF: FREDMAN		RESPONSE: 6 OUT OF 18 (33%)			
QUESTIONS:	AVG	REPORTED IN PERCENTS					NA
		SD (1)	D (2)	U (3)	A (4)	SA (5)	
A) PREPARED	4.0	0	0	33	33	33	0
B) CLEAR	4.0	0	0	17	67	17	0
C) CONCERN	3.8	0	0	33	50	17	0
D) FAIR	3.7	0	0	33	67	0	0
E) RECOMMEND	4.0	0	0	17	67	17	0
F) WORKLOAD	2.7	0	33	67	0	0	0
EXP. GRADE	3.5						0

COURSE: ENGL109		PROF: HOFFMAN		RESPONSE: 5 OUT OF 20 (25%)			
QUESTIONS:	AVG	REPORTED IN PERCENTS					NA
		SD (1)	D (2)	U (3)	A (4)	SA (5)	
A) PREPARED	3.6	0	0	40	60	0	0
B) CLEAR	4.2	0	0	0	80	20	0
C) CONCERN	4.4	0	0	0	60	40	0
D) FAIR	4.0	0	0	40	20	40	0
E) RECOMMEND	2.6	20	20	40	20	0	0
F) WORKLOAD	3.0	0	0	100	0	0	0
EXP. GRADE	3.1						0

FOR: STUDENT GOVERNMENT
BY: FCE COMMITTEE

FACULTY COURSE EVALUATION UNIVERSITY OF NOTRE DAME

DATE: OCT 5, 1984
SEMESTER: SPRING 1984

COURSE: ENGL109		PROF: HUK		RESPONSE: 7 OUT OF 21 (33%)			
QUESTIONS:	AVG	REPORTED IN PERCENTS					NA
		SD (1)	D (2)	U (3)	A (4)	SA (5)	
A) PREPARED	4.4	0	0	14	29	57	0
B) CLEAR	4.3	0	0	14	43	43	0
C) CONCERN	4.7	0	0	0	29	71	0
D) FAIR	4.7	0	0	0	29	71	0
E) RECOMMEND	4.6	0	0	0	43	57	0
F) WORKLOAD	3.0	0	14	71	14	0	0
EXP. GRADE	3.8						0

COURSE: ENGL109		PROF: LAPIERRE		RESPONSE: 7 OUT OF 18 (39%)			
QUESTIONS:	AVG	REPORTED IN PERCENTS					NA
		SD (1)	D (2)	U (3)	A (4)	SA (5)	
A) PREPARED	3.3	0	14	43	14	14	14
B) CLEAR	2.7	14	43	0	14	14	14
C) CONCERN	2.8	0	29	43	14	0	14
D) FAIR	2.3	0	57	29	0	0	14
E) RECOMMEND	1.7	43	29	14	0	0	14
F) WORKLOAD	4.0	0	0	14	57	14	14
EXP. GRADE	3.1						0

COURSE: ENGL109		PROF: LARKIN		RESPONSE: 5 OUT OF 16 (31%)			
QUESTIONS:	AVG	REPORTED IN PERCENTS					NA
		SD (1)	D (2)	U (3)	A (4)	SA (5)	
A) PREPARED	3.4	20	20	0	20	40	0
B) CLEAR	3.0	40	0	0	40	20	0
C) CONCERN	3.8	20	0	0	40	40	0
D) FAIR	3.8	0	20	20	20	40	0
E) RECOMMEND	2.8	40	0	0	60	0	0
F) WORKLOAD	3.6	0	0	40	60	0	0
EXP. GRADE	2.4						0

COURSE: ENGL109		PROF: MALLON		RESPONSE: 5 OUT OF 17 (29%)			
QUESTIONS:	AVG	REPORTED IN PERCENTS					NA
		SD (1)	D (2)	U (3)	A (4)	SA (5)	
A) PREPARED	4.6	0	0	20	0	80	0
B) CLEAR	4.4	0	0	20	20	60	0
C) CONCERN	4.4	0	0	0	60	40	0
D) FAIR	4.4	0	0	0	60	40	0
E) RECOMMEND	4.2	0	0	20	40	40	0
F) WORKLOAD	3.6	0	0	40	60	0	0
EXP. GRADE	3.0						0

COURSE: ENGL109		PROF: MARVEL		RESPONSE: 6 OUT OF 21 (29%)			
QUESTIONS:	AVG	REPORTED IN PERCENTS					NA
		SD (1)	D (2)	U (3)	A (4)	SA (5)	
A) PREPARED	4.7	0	0	0	33	67	0
B) CLEAR	4.5	0	0	0	50	50	0
C) CONCERN	4.7	0	0	0	33	67	0
D) FAIR	4.7	0	0	0	33	67	0
E) RECOMMEND	4.3	0	0	17	33	50	0
F) WORKLOAD	4.0	0	0	17	67	17	0
EXP. GRADE	3.2						0

COURSE: ENGL109		PROF: MORAN		RESPONSE: 7 OUT OF 19 (37%)			
QUESTIONS:	AVG	REPORTED IN PERCENTS					NA
		SD (1)	D (2)	U (3)	A (4)	SA (5)	
A) PREPARED	4.3	0	0	0	71	29	0
B) CLEAR	3.7	0	14	14	57	14	0
C) CONCERN	4.4	0	0	0	57	43	0
D) FAIR	4.6	0	0	0	43	57	0
E) RECOMMEND	3.7	0	14	14	57	14	0
F) WORKLOAD	3.3	0	0	71	29	0	0
EXP. GRADE	3.5						0

COURSE: ENGL109		PROF: OGRADY		RESPONSE: 11 OUT OF 20 (55%)			
QUESTIONS:	AVG	REPORTED IN PERCENTS					NA
		SD (1)	D (2)	U (3)	A (4)	SA (5)	
A) PREPARED	3.0	9	36	9	36	9	0
B) CLEAR	2.9	0	27	55	18	0	0
C) CONCERN	3.5	9	18	0	55	18	0
D) FAIR	3.5	9	9	18	55	9	0
E) RECOMMEND	2.2	36	36	9	9	9	0
F) WORKLOAD	3.9	0	9	18	45	27	0
EXP. GRADE	3.1						0

COURSE: ENGL109		PROF: PRICE		RESPONSE: 10 OUT OF 21 (48%)			
QUESTIONS:	AVG	REPORTED IN PERCENTS					NA
		SD (1)	D (2)	U (3)	A (4)	SA (5)	
A) PREPARED	4.3	0	0	10	50	40	0
B) CLEAR	4.4	0	0	0	60	40	0
C) CONCERN	4.4	0	0	10	40	50	0
D) FAIR	4.2	0	0	30	20	50	0
E) RECOMMEND	4.5	0	0	0	50	50	0
F) WORKLOAD	3.0	0	0	100	0	0	0
EXP. GRADE	2.7						0

COURSE: ENGL109		PROF: QUIGLEY		RESPONSE: 9 OUT OF 19 (47%)			
QUESTIONS:	AVG	REPORTED IN PERCENTS					NA
		SD (1)	D (2)	U (3)	A (4)	SA (5)	
A) PREPARED	3.4	0	22	33	22	22	0
B) CLEAR	3.2	0	44	11	22	22	0
C) CONCERN	3.2	11	11	33	33	11	0
D) FAIR	3.1	11	11	44	22	11	0
E) RECOMMEND	2.3	22	44	22	0	11	0
F) WORKLOAD	3.9	0	0	22	67	11	0
EXP. GRADE	2.8						0

Numerical Equivalents
Statements A-E: Statement F:
1 = Strongly Disagree 1 = Much lighter than average
2 = Disagree 2 = Lighter than average
3 = Undecided 3 = Average
4 = Agree 4 = Heavier than average
5 = Strongly agree 5 = Much heavier than average

ENGL
109

ENGL
319

FOR: STUDENT GOVERNMENT
BY: FCE COMMITTEE

FACULTY COURSE EVALUATION
UNIVERSITY OF NOTRE DAME

DATE: OCT 5, 1984
SEMESTER: SPRING 1984

COURSE: ENGL109 PROF: RILEY RESPONSE: 10 OUT OF 21 (48%)		REPORTED IN PERCENTS						
QUESTIONS:	AVG	SD	D	U	A	SA	NA	
		(1)	(2)	(3)	(4)	(5)		
A) PREPARED	3.9	0	10	0	80	10	0	
B) CLEAR	3.3	0	30	20	40	10	0	
C) CONCERN	3.0	0	30	40	30	0	0	
D) FAIR	3.5	0	10	40	40	10	0	
E) RECOMMEND	2.8	0	60	10	20	10	0	
F) WORKLOAD	3.1	0	0	90	10	0	0	
EXP. GRADE	3.0						0	

COURSE: ENGL109 PROF: ROTSAERT RESPONSE: 13 OUT OF 20 (65%)		REPORTED IN PERCENTS						
QUESTIONS:	AVG	SD	D	U	A	SA	NA	
		(1)	(2)	(3)	(4)	(5)		
A) PREPARED	4.5	0	0	0	54	46	0	
B) CLEAR	4.6	0	0	15	8	77	0	
C) CONCERN	4.4	0	0	8	46	46	0	
D) FAIR	4.4	0	0	15	31	54	0	
E) RECOMMEND	4.4	0	0	0	46	46	0	
F) WORKLOAD	3.5	0	0	62	31	8	0	
EXP. GRADE	3.5						0	

COURSE: ENGL109 PROF: SCHEWENSE RESPONSE: 7 OUT OF 19 (37%)		REPORTED IN PERCENTS						
QUESTIONS:	AVG	SD	D	U	A	SA	NA	
		(1)	(2)	(3)	(4)	(5)		
A) PREPARED	4.3	0	0	0	71	29	0	
B) CLEAR	3.1	14	14	29	25	14	0	
C) CONCERN	3.3	0	0	71	29	0	0	
D) FAIR	3.4	0	14	29	57	0	0	
E) RECOMMEND	2.6	14	14	71	0	0	0	
F) WORKLOAD	3.6	0	0	43	57	0	0	
EXP. GRADE	3.3						0	

COURSE: ENGL109 PROF: SMITH, P. RESPONSE: 8 OUT OF 16 (50%)		REPORTED IN PERCENTS						
QUESTIONS:	AVG	SD	D	U	A	SA	NA	
		(1)	(2)	(3)	(4)	(5)		
A) PREPARED	4.3	0	0	13	50	38	0	
B) CLEAR	4.1	0	0	13	63	25	0	
C) CONCERN	4.0	0	13	13	38	38	0	
D) FAIR	3.6	0	13	25	50	13	0	
E) RECOMMEND	3.4	0	13	38	50	0	0	
F) WORKLOAD	3.6	0	0	38	63	0	0	
EXP. GRADE	3.1						13	

COURSE: ENGL109 PROF: TOOMBS RESPONSE: 8 OUT OF 19 (42%)		REPORTED IN PERCENTS						
QUESTIONS:	AVG	SD	D	U	A	SA	NA	
		(1)	(2)	(3)	(4)	(5)		
A) PREPARED	3.9	0	13	0	75	13	0	
B) CLEAR	3.8	0	13	13	63	13	0	
C) CONCERN	3.4	0	25	25	38	13	0	
D) FAIR	3.0	13	25	25	25	13	0	
E) RECOMMEND	2.5	38	13	25	13	13	0	
F) WORKLOAD	3.9	0	0	25	63	13	0	
EXP. GRADE	2.7						0	

COURSE: ENGL109 PROF: WEGEMER RESPONSE: 10 OUT OF 20 (50%)		REPORTED IN PERCENTS						
QUESTIONS:	AVG	SD	D	U	A	SA	NA	
		(1)	(2)	(3)	(4)	(5)		
A) PREPARED	4.3	0	0	10	50	40	0	
B) CLEAR	4.0	0	10	10	50	30	0	
C) CONCERN	4.4	0	0	10	40	50	0	
D) FAIR	4.6	0	0	0	40	60	0	
E) RECOMMEND	4.2	0	0	20	40	40	0	
F) WORKLOAD	3.2	0	0	80	20	0	0	
EXP. GRADE	3.2						0	

COURSE: ENGL109 PROF: WESLEY RESPONSE: 7 OUT OF 18 (39%)		REPORTED IN PERCENTS						
QUESTIONS:	AVG	SD	D	U	A	SA	NA	
		(1)	(2)	(3)	(4)	(5)		
A) PREPARED	3.7	0	14	14	57	14	0	
B) CLEAR	3.3	0	14	57	14	14	0	
C) CONCERN	4.7	0	0	0	29	71	0	
D) FAIR	4.4	0	0	14	29	57	0	
E) RECOMMEND	4.0	0	14	14	29	43	0	
F) WORKLOAD	3.4	0	0	57	43	0	0	
EXP. GRADE	3.5						0	

COURSE: ENGL109 PROF: YACKSAW RESPONSE: 6 OUT OF 21 (29%)		REPORTED IN PERCENTS						
QUESTIONS:	AVG	SD	D	U	A	SA	NA	
		(1)	(2)	(3)	(4)	(5)		
A) PREPARED	4.2	0	0	17	50	33	0	
B) CLEAR	3.0	0	50	17	17	17	0	
C) CONCERN	3.2	0	33	33	17	17	0	
D) FAIR	3.2	17	0	50	17	17	0	
E) RECOMMEND	2.8	17	50	0	0	33	0	
F) WORKLOAD	3.2	0	0	83	17	0	0	
EXP. GRADE	3.2						0	

COURSE: ENGL109 PROF: YALE RESPONSE: 7 OUT OF 19 (37%)		REPORTED IN PERCENTS						
QUESTIONS:	AVG	SD	D	U	A	SA	NA	
		(1)	(2)	(3)	(4)	(5)		
A) PREPARED	4.1	0	14	0	43	43	0	
B) CLEAR	3.9	14	0	0	57	29	0	
C) CONCERN	4.4	0	0	29	0	71	0	
D) FAIR	4.0	14	0	14	14	57	0	
E) RECOMMEND	3.4	14	14	14	29	29	0	
F) WORKLOAD	4.3	0	0	14	43	43	0	
EXP. GRADE	3.1						0	

COURSE: ENGL201 PROF: PROURKE RESPONSE: 7 OUT OF 23 (30%)		REPORTED IN PERCENTS						
QUESTIONS:	AVG	SD	D	U	A	SA	NA	
		(1)	(2)	(3)	(4)	(5)		
A) PREPARED	4.4	0	0	0	57	43	0	
B) CLEAR	3.9	0	0	29	57	14	0	
C) CONCERN	3.9	0	0	43	29	29	0	
D) FAIR	4.1	0	0	14	57	29	0	
E) RECOMMEND	4.1	0	0	29	29	43	0	
F) WORKLOAD	3.6	0	14	29	43	14	0	
EXP. GRADE	3.2						0	

COURSE: ENGL309 PROF: BRZENK RESPONSE: 6 OUT OF 16 (38%)		REPORTED IN PERCENTS						
QUESTIONS:	AVG	SD	D	U	A	SA	NA	
		(1)	(2)	(3)	(4)	(5)		
A) PREPARED	2.8	17	33	17	17	17	0	
B) CLEAR	3.0	0	50	17	17	17	0	
C) CONCERN	3.7	0	17	17	50	17	0	
D) FAIR	4.2	0	0	0	83	17	0	
E) RECOMMEND	3.3	0	33	17	33	17	0	
F) WORKLOAD	2.7	17	17	50	17	0	0	
EXP. GRADE	3.9						0	

COURSE: ENGL219 PROF: SOENS RESPONSE: 13 OUT OF 29 (45%)		REPORTED IN PERCENTS						
QUESTIONS:	AVG	SD	D	U	A	SA	NA	
		(1)	(2)	(3)	(4)	(5)		
A) PREPARED	3.2	23	8	8	46	15	0	
B) CLEAR	3.0	23	15	15	31	15	0	
C) CONCERN	3.8	0	8	31	31	31	0	
D) FAIR	4.3	0	0	0	54	38	0	
E) RECOMMEND	3.3	15	23	8	23	31	0	
F) WORKLOAD	1.8	46	31	15	8	0	0	
EXP. GRADE	3.7						0	

Numerical Equivalents
Statements A-E: Statement F:
1 = Strongly Disagree 1 = Much lighter than average
2 = Disagree 2 = Lighter than average
3 = Undecided 3 = Average
4 = Agree 4 = Heavier than average
5 = Strongly agree 5 = Much heavier than average

ENGL
323

ENGL
383

COURSE: ENGL323
PROF: KRIER
RESPONSE: 7 OUT OF 47 (15%)

QUESTIONS:	AVG	REPORTED IN PERCENTS					
		SD (1)	D (2)	U (3)	A (4)	SA (5)	NA
A) PREPARED	4.6	0	0	0	43	57	0
B) CLEAR	4.4	0	0	14	29	57	0
C) CONCERN	3.6	0	14	43	14	29	0
D) FAIR	4.0	0	0	29	43	29	0
E) RECOMMEND	4.6	0	0	14	14	71	0
F) WORKLOAD	3.7	0	0	43	43	14	0
EXP. GRADE	3.7						14

COURSE: ENGL324
PROF: LORDI
RESPONSE: 7 OUT OF 25 (28%)

QUESTIONS:	AVG	REPORTED IN PERCENTS					
		SD (1)	D (2)	U (3)	A (4)	SA (5)	NA
A) PREPARED	4.7	0	0	0	29	71	0
B) CLEAR	4.3	0	0	14	43	43	0
C) CONCERN	3.7	0	14	29	29	29	0
D) FAIR	4.4	0	0	0	57	43	0
E) RECOMMEND	4.3	0	14	14	0	71	0
F) WORKLOAD	3.0	0	14	71	14	0	0
EXP. GRADE	3.2						0

COURSE: ENGL327
PROF: MATTHIAS
RESPONSE: 7 OUT OF 31 (23%)

QUESTIONS:	AVG	REPORTED IN PERCENTS					
		SD (1)	D (2)	U (3)	A (4)	SA (5)	NA
A) PREPARED	3.9	14	14	0	14	57	0
B) CLEAR	3.1	0	29	29	43	0	0
C) CONCERN	3.6	14	0	29	29	29	0
D) FAIR	4.4	0	0	29	0	71	0
E) RECOMMEND	3.3	14	14	29	14	29	0
F) WORKLOAD	4.9	0	0	0	14	86	0
EXP. GRADE	3.1						0

COURSE: ENGL329
PROF: FREFSE
RESPONSE: 12 OUT OF 32 (38%)

QUESTIONS:	AVG	REPORTED IN PERCENTS					
		SD (1)	D (2)	U (3)	A (4)	SA (5)	NA
A) PREPARED	4.2	0	0	8	67	25	0
B) CLEAR	4.0	0	0	25	50	25	0
C) CONCERN	4.3	0	0	8	50	42	0
D) FAIR	4.2	0	8	8	42	42	0
E) RECOMMEND	4.2	8	0	17	17	58	0
F) WORKLOAD	3.3	0	0	75	25	0	0
EXP. GRADE	3.5						0

COURSE: ENGL330
PROF: KUCICH
RESPONSE: 24 OUT OF 63 (38%)

QUESTIONS:	AVG	REPORTED IN PERCENTS					
		SD (1)	D (2)	U (3)	A (4)	SA (5)	NA
A) PREPARED	4.8	0	0	4	13	83	0
B) CLEAR	4.6	0	0	4	29	67	0
C) CONCERN	4.5	0	0	4	38	58	0
D) FAIR	4.6	0	0	0	42	58	0
E) RECOMMEND	4.4	0	0	8	46	46	0
F) WORKLOAD	3.0	0	13	75	13	0	0
EXP. GRADE	3.5						0

COURSE: ENGL333
PROF: MARTIN
RESPONSE: 7 OUT OF 28 (25%)

QUESTIONS:	AVG	REPORTED IN PERCENTS					
		SD (1)	D (2)	U (3)	A (4)	SA (5)	NA
A) PREPARED	4.7	0	0	0	29	71	0
B) CLEAR	4.1	0	14	14	14	57	0
C) CONCERN	3.0	0	43	29	14	14	0
D) FAIR	3.4	0	14	43	29	14	0
E) RECOMMEND	3.7	14	14	0	29	43	0
F) WORKLOAD	4.1	0	0	14	57	29	0
EXP. GRADE	3.1						29

FOR: STUDENT GOVERNMENT
BY: FCE COMMITTEE

FACULTY COURSE EVALUATION
UNIVERSITY OF NOTRE DAME

DATE: OCT 5, 198
SEMESTER: SPRING 1984

COURSE: ENGL340
PROF: RATHBURN
RESPONSE: 25 OUT OF 44 (57%)

QUESTIONS:	AVG	REPORTED IN PERCENTS					
		SD (1)	D (2)	U (3)	A (4)	SA (5)	NA
A) PREPARED	4.3	0	8	8	28	56	0
B) CLEAR	4.2	0	8	16	20	56	0
C) CONCERN	4.5	0	0	4	40	56	0
D) FAIR	4.4	0	4	0	48	48	0
E) RECOMMEND	4.5	0	0	16	16	68	0
F) WORKLOAD	2.7	0	36	60	4	0	0
EXP. GRADE	3.3						8

COURSE: ENGL362
PROF: BRZENK
RESPONSE: 8 OUT OF 27 (30%)

QUESTIONS:	AVG	REPORTED IN PERCENTS					
		SD (1)	D (2)	U (3)	A (4)	SA (5)	NA
A) PREPARED	3.4	0	25	13	63	0	0
B) CLEAR	3.1	0	25	38	38	0	0
C) CONCERN	3.5	0	13	38	38	13	0
D) FAIR	4.1	0	0	13	63	25	0
E) RECOMMEND	3.5	0	0	63	25	13	0
F) WORKLOAD	3.9	0	0	50	13	38	0
EXP. GRADE	3.6						0

COURSE: ENGL363
PROF: BRZENK
RESPONSE: 4 OUT OF 5 (80%)

QUESTIONS:	AVG	REPORTED IN PERCENTS					
		SD (1)	D (2)	U (3)	A (4)	SA (5)	NA
A) PREPARED	3.3	0	25	25	50	0	0
B) CLEAR	3.5	0	0	50	50	0	0
C) CONCERN	4.8	0	0	0	25	75	0
D) FAIR	4.5	0	0	0	50	50	0
E) RECOMMEND	4.0	0	0	25	25	50	0
F) WORKLOAD	4.3	0	0	25	25	50	0
EXP. GRADE	3.6						0

COURSE: ENGL372
PROF: SCHIRMER
RESPONSE: 25 OUT OF 78 (32%)

QUESTIONS:	AVG	REPORTED IN PERCENTS					
		SD (1)	D (2)	U (3)	A (4)	SA (5)	NA
A) PREPARED	4.7	0	0	0	28	72	0
B) CLEAR	4.7	0	0	4	24	72	0
C) CONCERN	3.8	4	4	28	32	32	0
D) FAIR	4.3	0	0	16	40	44	0
E) RECOMMEND	4.8	0	0	0	24	76	0
F) WORKLOAD	2.8	0	20	76	4	0	0
EXP. GRADE	3.3						0

COURSE: ENGL373
PROF: WALTON
RESPONSE: 17 OUT OF 54 (31%)

QUESTIONS:	AVG	REPORTED IN PERCENTS					
		SD (1)	D (2)	U (3)	A (4)	SA (5)	NA
A) PREPARED	4.1	0	6	0	71	24	0
B) CLEAR	3.7	0	6	24	65	6	0
C) CONCERN	4.1	0	0	6	82	12	0
D) FAIR	4.2	0	0	6	65	29	0
E) RECOMMEND	4.2	0	0	18	47	35	0
F) WORKLOAD	4.0	0	0	18	65	18	0
EXP. GRADE	3.4						0

COURSE: ENGL383
PROF: KRIER
RESPONSE: 16 OUT OF 70 (23%)

QUESTIONS:	AVG	REPORTED IN PERCENTS					
		SD (1)	D (2)	U (3)	A (4)	SA (5)	NA
A) PREPARED	4.7	0	0	0	31	69	0
B) CLEAR	4.3	0	6	0	50	44	0
C) CONCERN	4.6	0	0	6	25	69	0
D) FAIR	4.8	0	0	13	0	88	0
E) RECOMMEND	4.8	0	6	0	6	88	0
F) WORKLOAD	3.3	0	6	56	38	0	0
EXP. GRADE	3.4						0

Numerical Equivalents

Statements A-E: Statement F:

1 = Strongly Disagree 1 = Much lighter than average

2 = Disagree 2 = Lighter than average

3 = Undecided 3 = Average

4 = Agree 4 = Heavier than average

5 = Strongly agree 5 = Much heavier than average

ENGL
386
FIN
231

COURSE: ENGL386		PROF: FREDMAN						
RESPONSE: 15 OUT OF 36 (42%)								
QUESTIONS:	AVG	REPORTED IN PERCENTS						
		SD (1)	D (2)	U (3)	A (4)	SA (5)	NA	
A) PREPARED	4.8	0	0	0	20	80	0	0
B) CLEAR	4.6	0	0	7	27	67	0	0
C) CONCERN	4.5	0	0	7	40	53	0	0
D) FAIR	4.6	0	0	0	40	60	0	0
E) RECOMMEND	4.5	0	0	7	40	53	0	0
F) WORKLOAD	3.2	0	7	53	40	0	0	0
EXP. GRADE	3.7							7

COURSE: ENGL391		PROF: RENDR						
RESPONSE: 20 OUT OF 34 (59%)								
QUESTIONS:	AVG	REPORTED IN PERCENTS						
		SD (1)	D (2)	U (3)	A (4)	SA (5)	NA	
A) PREPARED	3.5	5	10	30	40	15	0	0
B) CLEAR	3.2	5	30	20	30	15	0	0
C) CONCERN	4.3	0	0	10	55	35	0	0
D) FAIR	4.4	0	0	5	50	45	0	0
E) RECOMMEND	3.7	5	10	10	60	15	0	0
F) WORKLOAD	3.1	0	20	55	25	0	0	0
EXP. GRADE	3.6							0

COURSE: ENGL393		PROF: SLAREY						
RESPONSE: 18 OUT OF 100 (18%)								
QUESTIONS:	AVG	REPORTED IN PERCENTS						
		SD (1)	D (2)	U (3)	A (4)	SA (5)	NA	
A) PREPARED	4.0	0	11	11	44	33	0	0
B) CLEAR	3.7	0	11	33	33	22	0	0
C) CONCERN	3.8	0	0	33	33	22	0	0
D) FAIR	4.1	0	0	17	56	28	0	0
E) RECOMMEND	3.9	0	17	22	28	33	0	0
F) WORKLOAD	2.5	11	11	56	17	6	0	0
EXP. GRADE	3.6							0

FOR: STUDENT GOVERNMENT
BY: FCF COMMITTEE

FACULTY COURSE EVALUATION
UNIVERSITY OF NOTRE DAME

DATE: OCT 5, 1982
SEMESTER: SPRING 1982

COURSE: ENGL394		PROF: MAILLO						
RESPONSE: 19 OUT OF 51 (37%)								
QUESTIONS:	AVG	REPORTED IN PERCENTS						
		SD (1)	D (2)	U (3)	A (4)	SA (5)	NA	
A) PREPARED	4.5	0	0	11	32	58	0	0
B) CLEAR	4.1	0	5	16	42	37	0	0
C) CONCERN	3.5	5	21	21	26	26	0	0
D) FAIR	3.9	0	16	11	42	32	0	0
E) RECOMMEND	3.7	0	16	32	21	32	0	0
F) WORKLOAD	3.6	0	11	32	47	11	0	0
EXP. GRADE	3.2							0

COURSE: ENGL395		PROF: DOUGHERTY						
RESPONSE: 11 OUT OF 36 (31%)								
QUESTIONS:	AVG	REPORTED IN PERCENTS						
		SD (1)	D (2)	U (3)	A (4)	SA (5)	NA	
A) PREPARED	4.7	0	0	0	27	73	0	0
B) CLEAR	4.3	0	9	9	27	55	0	0
C) CONCERN	4.3	0	0	18	36	45	0	0
D) FAIR	4.5	0	0	0	45	55	0	0
E) RECOMMEND	4.5	0	0	18	18	64	0	0
F) WORKLOAD	3.0	0	9	82	9	0	0	0
EXP. GRADE	3.0							0

COURSE: ENGL427		PROF: DUFFY						
RESPONSE: 6 OUT OF 23 (26%)								
QUESTIONS:	AVG	REPORTED IN PERCENTS						
		SD (1)	D (2)	U (3)	A (4)	SA (5)	NA	
A) PREPARED	4.0	17	0	0	33	50	0	0
B) CLEAR	2.8	17	33	17	17	17	0	0
C) CONCERN	4.3	0	17	0	17	67	0	0
D) FAIR	4.7	0	0	17	0	83	0	0
E) RECOMMEND	4.3	17	0	0	0	83	0	0
F) WORKLOAD	3.5	0	0	67	17	17	0	0
EXP. GRADE	3.1							0

COURSE: ENGL470		PROF: SCHIRMER						
RESPONSE: 9 OUT OF 36 (25%)								
QUESTIONS:	AVG	REPORTED IN PERCENTS						
		SD (1)	D (2)	U (3)	A (4)	SA (5)	NA	
A) PREPARED	4.9	0	0	0	11	89	0	0
B) CLEAR	4.6	0	11	0	11	78	0	0
C) CONCERN	4.0	0	11	0	67	22	0	0
D) FAIR	4.3	0	0	11	44	44	0	0
E) RECOMMEND	4.4	0	11	0	22	67	0	0
F) WORKLOAD	3.8	0	0	22	78	0	0	0
EXP. GRADE	3.6							0

COURSE: ENGL475		PROF: BUTTIGIEG						
RESPONSE: 7 OUT OF 29 (24%)								
QUESTIONS:	AVG	REPORTED IN PERCENTS						
		SD (1)	D (2)	U (3)	A (4)	SA (5)	NA	
A) PREPARED	4.9	0	0	0	14	86	0	0
B) CLEAR	4.4	0	0	14	29	57	0	0
C) CONCERN	4.4	0	0	0	57	43	0	0
D) FAIR	4.6	0	0	0	43	57	0	0
E) RECOMMEND	5.0	0	0	0	0	100	0	0
F) WORKLOAD	4.6	0	0	0	43	57	0	0
EXP. GRADE	3.4							0

COURSE: ENGL492		PROF: DOUGHERTY						
RESPONSE: 12 OUT OF 25 (48%)								
QUESTIONS:	AVG	REPORTED IN PERCENTS						
		SD (1)	D (2)	U (3)	A (4)	SA (5)	NA	
A) PREPARED	4.8	0	0	0	25	75	0	0
B) CLEAR	4.6	0	0	0	42	58	0	0
C) CONCERN	4.3	0	0	17	33	50	0	0
D) FAIR	4.4	0	0	8	42	50	0	0
E) RECOMMEND	4.4	0	0	0	42	58	0	0
F) WORKLOAD	3.2	0	8	67	25	0	0	0
EXP. GRADE	3.3							0

COURSE: ENGL494		PROF: BRENNAN						
RESPONSE: 4 OUT OF 19 (21%)								
QUESTIONS:	AVG	REPORTED IN PERCENTS						
		SD (1)	D (2)	U (3)	A (4)	SA (5)	NA	
A) PREPARED	4.5	0	0	0	50	50	0	0
B) CLEAR	3.8	0	0	25	75	0	0	0
C) CONCERN	4.5	0	0	0	50	50	0	0
D) FAIR	4.5	0	0	0	50	50	0	0
E) RECOMMEND	3.5	0	25	25	25	25	0	0
F) WORKLOAD	3.8	0	0	50	25	25	0	0
EXP. GRADE	3.2							0

COURSE: ENGL496		PROF: WFRGF						
RESPONSE: 11 OUT OF 33 (33%)								
QUESTIONS:	AVG	REPORTED IN PERCENTS						
		SD (1)	D (2)	U (3)	A (4)	SA (5)	NA	
A) PREPARED	4.8	0	0	0	18	82	0	0
B) CLEAR	4.8	0	0	0	19	82	0	0
C) CONCERN	4.8	0	0	0	18	82	0	0
D) FAIR	4.8	0	0	0	18	82	0	0
E) RECOMMEND	4.8	0	0	0	18	82	0	0
F) WORKLOAD	3.3	0	0	82	9	9	0	0
EXP. GRADE	3.5							0

COURSE: FIN 231		PROF: ARACLO, A.						
RESPONSE: 25 OUT OF 35 (64%)								
QUESTIONS:	AVG	REPORTED IN PERCENTS						
		SD (1)	D (2)	U (3)	A (4)	SA (5)	NA	
A) PREPARED	3.4	4	16	16	60	4	0	0
B) CLEAR	3.4	8	8	28	48	8	0	0
C) CONCERN	3.4	8	12	32	32	16	0	0
D) FAIR	3.6	4	12	24	44	16	0	0
E) RECOMMEND	3.3	12	4	36	36	12	0	0
F) WORKLOAD	2.7	8	16	76	0	0	0	0
EXP. GRADE	3.3							4

Numerical Equivalents
Statements A-E:
1 = Strongly Disagree
2 = Disagree
3 = Undecided
4 = Agree
5 = Strongly agree

Statement F:
1 = Much lighter than average
2 = Lighter than average
3 = Average
4 = Heavier than average
5 = Much heavier than average

FIN
231

FIN
402

FOR: STUDENT GOVERNMENT
BY: FCE COMMITTEE

FACULTY COURSE EVALUATION
UNIVERSITY OF NOTRE DAME

DATE: OCT 5, 198
SEMESTER: SPRING 1984

COURSE: FIN 231
PROF: BROSKA
RESPONSE: 38 OUT OF 114 (33%)

QUESTIONS:	AVG	REPORTED IN PERCENTS					
		SD (1)	D (2)	U (3)	A (4)	SA (5)	NA
A) PREPARED	3.4	11	18	8	42	21	0
B) CLEAR	3.2	11	21	21	32	16	0
C) CONCERN	4.1	3	3	13	42	39	0
D) FAIR	4.2	3	5	11	37	45	0
E) RECOMMEND	3.3	11	13	22	26	18	0
F) WORKLOAD	3.3	0	3	66	29	3	0
EXP. GRADE	3.2						3

COURSE: FIN 231
PROF: CONWAY
RESPONSE: 20 OUT OF 75 (27%)

QUESTIONS:	AVG	REPORTED IN PERCENTS					
		SD (1)	D (2)	U (3)	A (4)	SA (5)	NA
A) PREPARED	3.6	10	10	5	60	15	0
B) CLEAR	2.9	10	25	30	35	0	0
C) CONCERN	3.1	20	10	25	30	15	0
D) FAIR	3.5	5	15	20	45	15	0
E) RECOMMEND	3.0	15	25	25	20	15	0
F) WORKLOAD	3.5	0	5	50	40	5	0
EXP. GRADE	3.1						0

COURSE: FIN 231
PROF: HALLORAN
RESPONSE: 43 OUT OF 86 (50%)

QUESTIONS:	AVG	REPORTED IN PERCENTS					
		SD (1)	D (2)	U (3)	A (4)	SA (5)	NA
A) PREPARED	4.3	2	2	7	40	49	0
B) CLEAR	4.0	2	9	7	51	30	0
C) CONCERN	3.8	0	12	9	63	16	0
D) FAIR	4.0	5	2	9	56	28	0
E) RECOMMEND	4.1	5	5	9	35	47	0
F) WORKLOAD	3.7	0	0	30	65	5	0
EXP. GRADE	3.2						0

COURSE: FIN 231
PROF: MCCONALD, B.
RESPONSE: 28 OUT OF 79 (35%)

QUESTIONS:	AVG	REPORTED IN PERCENTS					
		SD (1)	D (2)	U (3)	A (4)	SA (5)	NA
A) PREPARED	4.6	0	0	4	36	61	0
B) CLEAR	4.0	0	0	25	54	21	0
C) CONCERN	3.6	4	4	43	32	18	0
D) FAIR	4.1	0	4	14	46	36	0
E) RECOMMEND	3.8	0	14	21	39	25	0
F) WORKLOAD	3.5	0	4	50	36	11	0
EXP. GRADE	3.0						4

COURSE: FIN 231
PROF: ROBINSON, M.
RESPONSE: 27 OUT OF 74 (36%)

QUESTIONS:	AVG	REPORTED IN PERCENTS					
		SD (1)	D (2)	U (3)	A (4)	SA (5)	NA
A) PREPARED	4.7	4	0	0	11	85	0
B) CLEAR	4.4	4	0	4	37	56	0
C) CONCERN	4.3	4	4	4	37	52	0
D) FAIR	4.3	4	0	7	41	48	0
E) RECOMMEND	4.6	4	0	7	11	78	0
F) WORKLOAD	3.7	0	0	33	59	7	0
EXP. GRADE	3.4						0

COURSE: FIN 360
PROF: CHC
RESPONSE: 35 OUT OF 127 (28%)

QUESTIONS:	AVG	REPORTED IN PERCENTS					
		SD (1)	D (2)	U (3)	A (4)	SA (5)	NA
A) PREPARED	3.6	9	9	23	37	23	0
B) CLEAR	2.9	11	31	17	31	9	0
C) CONCERN	2.7	26	20	17	31	6	0
D) FAIR	2.8	20	31	11	26	11	0
E) RECOMMEND	2.7	26	17	26	20	11	0
F) WORKLOAD	2.6	6	43	37	14	0	0
EXP. GRADE	3.2						3

COURSE: FIN 360
PROF: LANNING
RESPONSE: 4 OUT OF 22 (18%)

QUESTIONS:	AVG	REPORTED IN PERCENTS					
		SD (1)	D (2)	U (3)	A (4)	SA (5)	NA
A) PREPARED	2.5	50	0	0	50	0	0
B) CLEAR	1.3	75	25	0	0	0	0
C) CONCERN	2.9	50	0	0	25	25	0
D) FAIR	4.0	0	0	25	50	25	0
E) RECOMMEND	1.3	75	25	0	0	0	0
F) WORKLOAD	3.8	0	0	25	75	0	0
EXP. GRADE	2.7						0

COURSE: FIN 361
PROF: CRISWELL
RESPONSE: 3 OUT OF 47 (6%)

QUESTIONS:	AVG	REPORTED IN PERCENTS					
		SD (1)	D (2)	U (3)	A (4)	SA (5)	NA
A) PREPARED	2.7	0	67	0	33	0	0
B) CLEAR	2.0	33	33	33	0	0	0
C) CONCERN	3.0	0	33	33	33	0	0
D) FAIR	3.0	0	33	33	33	0	0
E) RECOMMEND	2.0	33	33	33	0	0	0
F) WORKLOAD	3.3	0	33	0	67	0	0
EXP. GRADE	3.2						0

COURSE: FIN 361
PROF: GARNER
RESPONSE: 14 OUT OF 53 (26%)

QUESTIONS:	AVG	REPORTED IN PERCENTS					
		SD (1)	D (2)	U (3)	A (4)	SA (5)	NA
A) PREPARED	4.4	0	0	0	64	36	0
B) CLEAR	4.2	0	0	7	64	29	0
C) CONCERN	3.9	0	7	21	50	21	0
D) FAIR	4.3	0	0	0	71	29	0
E) RECOMMEND	4.3	0	0	14	43	43	0
F) WORKLOAD	2.4	7	43	50	0	0	0
EXP. GRADE	3.2						0

COURSE: FIN 361
PROF: KEATING
RESPONSE: 36 OUT OF 63 (57%)

QUESTIONS:	AVG	REPORTED IN PERCENTS					
		SD (1)	D (2)	U (3)	A (4)	SA (5)	NA
A) PREPARED	2.9	22	19	19	22	17	0
B) CLEAR	2.5	33	22	11	25	8	0
C) CONCERN	2.9	14	25	19	33	6	3
D) FAIR	3.2	11	25	11	42	11	0
E) RECOMMEND	2.5	33	17	25	17	8	0
F) WORKLOAD	3.1	0	17	61	17	6	0
EXP. GRADE	3.1						0

COURSE: FIN 361
PROF: TPUBAC
RESPONSE: 10 OUT OF 45 (22%)

QUESTIONS:	AVG	REPORTED IN PERCENTS					
		SD (1)	D (2)	U (3)	A (4)	SA (5)	NA
A) PREPARED	4.7	0	0	0	30	70	0
B) CLEAR	4.5	0	0	10	30	60	0
C) CONCERN	4.2	0	10	0	50	40	0
D) FAIR	4.5	0	0	10	30	60	0
E) RECOMMEND	4.4	10	0	0	20	70	0
F) WORKLOAD	2.9	0	20	70	10	0	0
EXP. GRADE	3.4						0

COURSE: FIN 402
PROF: GOULET
RESPONSE: 17 OUT OF 27 (63%)

QUESTIONS:	AVG	REPORTED IN PERCENTS					
		SD (1)	D (2)	U (3)	A (4)	SA (5)	NA
A) PREPARED	3.5	0	18	29	35	18	0
B) CLEAR	2.9	0	41	24	18	12	0
C) CONCERN	3.6	0	6	53	12	29	0
D) FAIR	3.9	0	0	41	24	35	0
E) RECOMMEND	3.7	12	6	18	29	35	0
F) WORKLOAD	3.0	12	6	59	18	6	0
EXP. GRADE	3.5						12

Numerical Equivalents
Statements A-F: Statement F:
1 = Strongly Disagree
2 = Disagree
3 = Undecided
4 = Agree
5 = Strongly agree
1 = Much lighter than average
2 = Lighter than average
3 = Average
4 = Heavier than average
5 = Much heavier than average

FIN
462
GOVT
410

COURSE: FIN 462
PROF: SIM
RESPONSE: 11 OUT OF 41 (27%)

QUESTIONS:	AVG	REPORTED IN PERCENTS					
		SD (1)	D (2)	U (3)	A (4)	SA (5)	NA
A) PREPARED	2.4	18	55	9	9	9	0
B) CLEAR	2.4	27	27	26	0	9	0
C) CONCERN	2.4	9	45	45	0	0	0
D) FAIR	2.4	18	36	26	9	0	0
E) RECOMMEND	1.5	55	45	0	0	0	0
F) WORKLOAD	2.9	9	18	45	27	0	0
EXP. GRADE	2.9						

COURSE: FIN 47P
PROF: KHOURY
RESPONSE: 17 OUT OF 40 (43%)

QUESTIONS:	AVG	REPORTED IN PERCENTS					
		SD (1)	D (2)	U (3)	A (4)	SA (5)	NA
A) PREPARED	4.1	6	6	6	35	47	0
B) CLEAR	3.6	6	18	18	25	25	0
C) CONCERN	4.2	6	0	6	47	41	0
D) FAIR	4.2	6	0	12	35	47	0
E) RECOMMEND	4.1	6	6	6	35	47	0
F) WORKLOAD	4.4	0	0	6	53	41	0
EXP. GRADE	3.1						

COURSE: FIN 48C
PROF: CRISWELL
RESPONSE: 14 OUT OF 37 (38%)

QUESTIONS:	AVG	REPORTED IN PERCENTS					
		SD (1)	D (2)	U (3)	A (4)	SA (5)	NA
A) PREPARED	2.9	21	29	0	43	7	0
B) CLEAR	2.6	36	21	7	21	14	0
C) CONCERN	3.4	7	14	25	36	14	0
D) FAIR	3.5	7	7	36	29	21	0
E) RECOMMEND	2.7	29	21	14	21	14	0
F) WORKLOAD	3.0	7	7	71	7	7	0
EXP. GRADE	3.3						14

COURSE: GOVT141
PROF: FRANCIS
RESPONSE: 60 OUT OF 139 (43%)

QUESTIONS:	AVG	REPORTED IN PERCENTS					
		SD (1)	D (2)	U (3)	A (4)	SA (5)	NA
A) PREPARED	4.6	0	0	2	37	62	0
B) CLEAR	4.3	0	2	12	43	43	0
C) CONCERN	4.0	2	5	15	53	25	0
D) FAIR	4.2	2	2	12	45	40	0
E) RECOMMEND	4.6	0	2	5	23	70	0
F) WORKLOAD	4.3	0	0	15	45	40	0
EXP. GRADE	3.3						2

COURSE: GOVT34C
PROF: DOWNS
RESPONSE: 19 OUT OF 58 (33%)

QUESTIONS:	AVG	REPORTED IN PERCENTS					
		SD (1)	D (2)	U (3)	A (4)	SA (5)	NA
A) PREPARED	4.1	0	5	5	63	26	0
B) CLEAR	3.4	11	16	21	32	21	0
C) CONCERN	3.8	0	5	21	58	16	0
D) FAIR	3.6	0	21	16	42	21	0
E) RECOMMEND	3.7	5	11	21	32	32	0
F) WORKLOAD	3.4	0	11	42	42	5	0
EXP. GRADE	3.2						5

COURSE: GOVT341
PROF: KCCNTZ
RESPONSE: 12 OUT OF 42 (29%)

QUESTIONS:	AVG	REPORTED IN PERCENTS					
		SD (1)	D (2)	U (3)	A (4)	SA (5)	NA
A) PREPARED	4.3	0	0	0	67	33	0
B) CLEAR	3.6	8	17	17	25	33	0
C) CONCERN	3.2	8	8	50	25	8	0
D) FAIR	3.1	8	0	67	25	0	0
E) RECOMMEND	2.3	17	50	25	8	0	0
F) WORKLOAD	4.3	0	8	0	42	50	0
EXP. GRADE	3.1						0

FOR: STUDENT GOVERNMENT
BY: FCE COMMITTEE

FACULTY COURSE EVALUATION
UNIVERSITY OF NOTRE DAME

DATE: OCT 5, 1984
SEMESTER: SPRING 1984

COURSE: GOVT341
PROF: LOFSCHER
RESPONSE: 29 OUT OF 72 (54%)

QUESTIONS:	AVG	REPORTED IN PERCENTS					
		SD (1)	D (2)	U (3)	A (4)	SA (5)	NA
A) PREPARED	4.1	0	8	8	56	28	0
B) CLEAR	3.6	0	18	18	51	13	0
C) CONCERN	3.9	0	5	23	49	23	0
D) FAIR	4.0	0	5	18	49	28	0
E) RECOMMEND	3.6	3	10	28	46	13	0
F) WORKLOAD	3.6	0	5	41	41	13	0
EXP. GRADE	3.2						5

COURSE: GOVT342
PROF: PAIGE
RESPONSE: 32 OUT OF 93 (34%)

QUESTIONS:	AVG	REPORTED IN PERCENTS					
		SD (1)	D (2)	U (3)	A (4)	SA (5)	NA
A) PREPARED	4.7	0	0	0	28	72	0
B) CLEAR	4.4	0	0	6	44	50	0
C) CONCERN	3.8	3	0	31	41	25	0
D) FAIR	4.0	0	0	22	50	28	0
E) RECOMMEND	4.1	3	6	3	47	38	0
F) WORKLOAD	3.3	0	3	66	31	0	0
EXP. GRADE	3.1						0

COURSE: GOVT343
PROF: BEITZINGER
RESPONSE: 15 OUT OF 35 (43%)

QUESTIONS:	AVG	REPORTED IN PERCENTS					
		SD (1)	D (2)	U (3)	A (4)	SA (5)	NA
A) PREPARED	3.5	0	20	20	47	13	0
B) CLEAR	2.3	27	40	13	20	0	0
C) CONCERN	3.1	7	20	40	20	13	0
D) FAIR	3.5	0	0	60	33	7	0
E) RECOMMEND	2.1	47	20	20	0	13	0
F) WORKLOAD	3.4	0	0	60	40	0	0
EXP. GRADE	3.1						7

COURSE: GOVT404
PROF: ARNOLD, P.
RESPONSE: 23 OUT OF 31 (74%)

QUESTIONS:	AVG	REPORTED IN PERCENTS					
		SD (1)	D (2)	U (3)	A (4)	SA (5)	NA
A) PREPARED	3.7	13	4	9	43	30	0
B) CLEAR	3.2	9	17	22	48	4	0
C) CONCERN	3.9	0	4	17	61	17	0
D) FAIR	4.0	0	4	13	61	22	0
E) RECOMMEND	3.1	9	17	35	30	9	0
F) WORKLOAD	4.0	0	0	22	57	22	0
EXP. GRADE	3.1						0

COURSE: GOVT405
PROF: ROOS
RESPONSE: 8 OUT OF 17 (47%)

QUESTIONS:	AVG	REPORTED IN PERCENTS					
		SD (1)	D (2)	U (3)	A (4)	SA (5)	NA
A) PREPARED	4.4	0	0	13	38	50	0
B) CLEAR	4.1	0	13	13	25	50	0
C) CONCERN	3.8	0	13	25	38	25	0
D) FAIR	4.1	0	0	13	63	25	0
E) RECOMMEND	4.6	0	0	0	38	63	0
F) WORKLOAD	4.4	0	0	0	63	38	0
EXP. GRADE	3.1						0

COURSE: GOVT410
PROF: HUCKFELDT
RESPONSE: 8 OUT OF 33 (24%)

QUESTIONS:	AVG	REPORTED IN PERCENTS					
		SD (1)	D (2)	U (3)	A (4)	SA (5)	NA
A) PREPARED	4.9	0	0	0	13	88	0
B) CLEAR	4.5	0	0	0	50	50	0
C) CONCERN	4.8	0	0	0	25	75	0
D) FAIR	4.8	0	0	0	25	75	0
E) RECOMMEND	4.6	0	0	13	13	75	0
F) WORKLOAD	3.4	0	0	6	38	56	0
EXP. GRADE	3.1						13

- Numerical Equivalents
- Statements A-E: Statement F:
- 1 = Strongly Disagree
 - 2 = Disagree
 - 3 = Undecided
 - 4 = Agree
 - 5 = Strongly agree
- 1 = Much lighter than average
- 2 = Lighter than average
- 3 = Average
- 4 = Heavier than average
- 5 = Much heavier than average

GOVT
413
HIST
347

COURSE: GOVT413
PROF: KOMMERS
RESPONSE: 8 OUT OF 55 (15%)

QUESTIONS:	AVG	REPORTED IN PERCENTS					
		SD (1)	D (2)	U (3)	A (4)	SA (5)	NA
A) PREPARED	4.8	0	0	0	25	75	0
B) CLEAR	4.0	0	0	38	25	38	0
C) CONCERN	2.9	25	13	25	25	13	0
D) FAIR	2.9	13	13	50	25	0	0
E) RECOMMEND	3.0	25	13	25	13	25	0
F) WORKLOAD	4.4	0	0	0	63	38	0
EXP. GRADE	3.1						0

COURSE: GOVT421
PROF: WRIGHT
RESPONSE: 17 OUT OF 38 (45%)

QUESTIONS:	AVG	REPORTED IN PERCENTS					
		SD (1)	D (2)	U (3)	A (4)	SA (5)	NA
A) PREPARED	2.3	35	24	18	24	0	0
B) CLEAR	3.2	12	12	24	53	0	0
C) CONCERN	2.7	24	18	29	24	0	0
D) FAIR	2.9	24	12	24	35	0	0
E) RECOMMEND	2.6	35	18	12	18	18	0
F) WORKLOAD	3.3	6	6	47	35	0	0
EXP. GRADE	3.3						29

COURSE: GOVT425
PROF: PFEIFFER
RESPONSE: 16 OUT OF 40 (40%)

QUESTIONS:	AVG	REPORTED IN PERCENTS					
		SD (1)	D (2)	U (3)	A (4)	SA (5)	NA
A) PREPARED	3.8	0	25	6	31	38	0
B) CLEAR	2.9	19	19	19	38	38	0
C) CONCERN	4.1	0	0	25	38	38	0
D) FAIR	3.8	0	6	31	38	25	0
E) RECOMMEND	2.8	25	25	13	25	13	0
F) WORKLOAD	4.2	0	6	6	50	38	0
EXP. GRADE	3.1						0

FOR: STUDENT GOVERNMENT
BY: FCF COMMITTEE

FACULTY COURSE EVALUATION
UNIVERSITY OF NOTRE DAME

DATE: OCT 5, 1984
SEMESTER: SPRING 1984

COURSE: GOVT436
PROF: BRINKLEY
RESPONSE: 28 OUT OF 109 (26%)

QUESTIONS:	AVG	REPORTED IN PERCENTS					
		SD (1)	D (2)	U (3)	A (4)	SA (5)	NA
A) PREPARED	4.5	4	0	4	25	64	4
B) CLEAR	4.3	4	4	4	39	46	4
C) CONCERN	4.2	0	0	25	29	43	4
D) FAIR	4.3	0	4	11	39	43	4
E) RECOMMEND	4.6	4	0	0	29	64	4
F) WORKLOAD	2.6	4	39	43	11	0	4
EXP. GRADE	3.4						0

COURSE: GOVT458
PROF: IVANUS
RESPONSE: 7 OUT OF 22 (32%)

QUESTIONS:	AVG	REPORTED IN PERCENTS					
		SD (1)	D (2)	U (3)	A (4)	SA (5)	NA
A) PREPARED	3.7	14	0	14	43	29	0
B) CLEAR	2.9	29	14	14	29	14	0
C) CONCERN	4.3	0	14	0	29	57	0
D) FAIR	4.0	0	14	0	57	29	0
E) RECOMMEND	3.4	14	14	14	29	29	0
F) WORKLOAD	4.3	0	0	14	43	43	0
EXP. GRADE	3.6						0

COURSE: HIST111
PROF: BIDDICK
RESPONSE: 5 OUT OF 21 (24%)

QUESTIONS:	AVG	REPORTED IN PERCENTS					
		SD (1)	D (2)	U (3)	A (4)	SA (5)	NA
A) PREPARED	4.6	0	0	0	40	60	0
B) CLEAR	4.2	0	0	20	40	40	0
C) CONCERN	4.2	0	0	0	80	20	0
D) FAIR	4.4	0	0	0	60	40	0
E) RECOMMEND	4.2	0	20	0	20	60	0
F) WORKLOAD	3.6	0	0	40	60	0	0
EXP. GRADE	3.0						20

COURSE: HIST112
PROF: KSELMAN
RESPONSE: 7 OUT OF 48 (15%)

QUESTIONS:	AVG	REPORTED IN PERCENTS					
		SD (1)	D (2)	U (3)	A (4)	SA (5)	NA
A) PREPARED	4.4	0	0	0	57	43	0
B) CLEAR	3.6	0	29	14	29	29	0
C) CONCERN	2.6	0	14	29	43	14	0
D) FAIR	4.3	0	0	14	43	43	0
E) RECOMMEND	3.7	14	0	29	14	43	0
F) WORKLOAD	3.3	0	0	71	29	0	0
EXP. GRADE	3.3						0

COURSE: HIST116
PROF: CRITCHLOW
RESPONSE: 30 OUT OF 107 (28%)

QUESTIONS:	AVG	REPORTED IN PERCENTS					
		SD (1)	D (2)	U (3)	A (4)	SA (5)	NA
A) PREPARED	4.5	0	3	3	30	63	0
B) CLEAR	4.2	0	3	10	47	40	0
C) CONCERN	4.3	0	0	20	30	50	0
D) FAIR	4.4	0	3	13	20	63	0
E) RECOMMEND	4.5	0	0	13	23	63	0
F) WORKLOAD	3.0	3	7	77	10	0	0
EXP. GRADE	3.3						0

COURSE: HIST195
PROF: MCCNELL
RESPONSE: 21 OUT OF 38 (55%)

QUESTIONS:	AVG	REPORTED IN PERCENTS					
		SD (1)	D (2)	U (3)	A (4)	SA (5)	NA
A) PREPARED	4.7	0	0	0	25	67	0
B) CLEAR	4.5	0	0	0	25	57	0
C) CONCERN	3.7	0	10	29	28	19	0
D) FAIR	3.7	0	10	33	33	19	0
E) RECOMMEND	4.1	0	10	0	43	38	0
F) WORKLOAD	3.7	0	14	15	43	19	0
EXP. GRADE	3.5						0

COURSE: HIST216
PROF: SHAPIRO
RESPONSE: 23 OUT OF 94 (24%)

QUESTIONS:	AVG	REPORTED IN PERCENTS					
		SD (1)	D (2)	U (3)	A (4)	SA (5)	NA
A) PREPARED	3.5	4	17	17	48	13	0
B) CLEAR	3.1	9	26	13	49	4	0
C) CONCERN	3.3	4	30	13	35	17	0
D) FAIR	3.0	26	4	26	26	17	0
E) RECOMMEND	2.4	39	17	17	17	9	0
F) WORKLOAD	3.2	9	4	52	26	9	0
EXP. GRADE	3.3						0

COURSE: HIST304
PROF: ROCHBERG-HALTON
RESPONSE: 10 OUT OF 30 (33%)

QUESTIONS:	AVG	REPORTED IN PERCENTS					
		SD (1)	D (2)	U (3)	A (4)	SA (5)	NA
A) PREPARED	3.0	10	20	30	40	0	0
B) CLEAR	2.2	20	50	20	10	0	0
C) CONCERN	3.3	10	10	30	40	10	0
D) FAIR	3.5	10	0	30	50	10	0
E) RECOMMEND	2.5	30	10	40	20	0	0
F) WORKLOAD	3.3	0	10	60	20	10	0
EXP. GRADE	3.4						10

COURSE: HIST347
PROF: FAMBURG
RESPONSE: 19 OUT OF 40 (48%)

QUESTIONS:	AVG	REPORTED IN PERCENTS					
		SD (1)	D (2)	U (3)	A (4)	SA (5)	NA
A) PREPARED	4.6	5	5	5	5	84	0
B) CLEAR	4.3	5	5	5	26	58	0
C) CONCERN	3.9	5	5	16	37	37	0
D) FAIR	3.9	5	0	37	16	42	0
E) RECOMMEND	4.2	5	5	11	26	53	0
F) WORKLOAD	3.6	0	21	26	26	26	0
EXP. GRADE	3.0						5

Numerical Equivalents
Statements A-E: Statement F:
1 = Strongly Disagree 1 = Much lighter than average
2 = Disagree 2 = Lighter than average
3 = Undecided 3 = Average
4 = Agree 4 = Heavier than average
5 = Strongly agree 5 = Much heavier than average

HIST
355

MARK
231

FOR: STUDENT GOVERNMENT
BY: FCE COMMITTEE

FACULTY COURSE EVALUATION
UNIVERSITY OF NOTRE DAME

DATE: OCT 5, 1984
SEMESTER: SPRING 1984

COURSE: HIST355		RESPONSE: 12 OUT OF 42 (29%)						
QUESTIONS:	AVG	REPORTED IN PERCENTS						NA
		SD (1)	D (2)	U (3)	A (4)	SA (5)		
A) PREPARED	3.9	0	0	0	50	37	0	0
B) CLEAR	2.0	17	25	17	33	8	0	0
C) CONCERN	2.7	17	25	33	25	0	0	0
D) FAIR	3.5	C	8	42	25	17	0	0
E) RECOMMEND	2.6	17	42	17	17	8	0	0
F) WORKLOAD	2.8	C	0	33	50	17	0	0
EXP. GRADE	2.9							8

COURSE: HIST369		RESPONSE: 7 OUT OF 22 (32%)						
QUESTIONS:	AVG	REPORTED IN PERCENTS						NA
		SD (1)	D (2)	U (3)	A (4)	SA (5)		
A) PREPARED	3.6	0	29	14	29	29	0	0
B) CLEAR	3.3	0	43	0	43	14	0	0
C) CONCERN	4.6	C	0	0	43	57	0	0
D) FAIR	4.4	C	0	14	29	57	0	0
E) RECOMMEND	4.3	C	14	14	0	71	0	0
F) WORKLOAD	3.6	C	0	43	57	C	0	0
EXP. GRADE	3.5							0

COURSE: HIST426		RESPONSE: 18 OUT OF 48 (38%)						
QUESTIONS:	AVG	REPORTED IN PERCENTS						NA
		SD (1)	D (2)	U (3)	A (4)	SA (5)		
A) PREPARED	4.1	C	11	6	50	33	0	0
B) CLEAR	3.7	11	11	C	50	28	0	0
C) CONCERN	3.4	11	11	17	50	11	0	0
D) FAIR	3.6	11	6	17	44	22	0	0
E) RECOMMEND	3.3	22	0	22	39	17	0	0
F) WORKLOAD	2.9	6	22	56	11	6	0	0
EXP. GRADE	3.6							0

COURSE: HIST431		RESPONSE: 11 OUT OF 22 (50%)						
QUESTIONS:	AVG	REPORTED IN PERCENTS						NA
		SD (1)	D (2)	U (3)	A (4)	SA (5)		
A) PREPARED	4.5	C	0	0	45	55	0	0
B) CLEAR	3.7	0	18	9	55	18	0	0
C) CONCERN	3.7	9	9	9	45	27	0	0
D) FAIR	4.0	9	0	9	45	36	0	0
E) RECOMMEND	3.5	18	9	0	45	27	0	0
F) WORKLOAD	3.9	C	0	27	55	18	0	0
EXP. GRADE	3.1							0

COURSE: HIST437		RESPONSE: 7 OUT OF 16 (44%)						
QUESTIONS:	AVG	REPORTED IN PERCENTS						NA
		SD (1)	D (2)	U (3)	A (4)	SA (5)		
A) PREPARED	4.1	14	0	0	29	57	0	0
B) CLEAR	3.9	14	0	14	29	43	0	0
C) CONCERN	4.3	14	0	0	14	71	0	0
D) FAIR	4.1	14	0	0	29	57	0	0
E) RECOMMEND	4.1	14	0	0	29	57	0	0
F) WORKLOAD	3.6	C	0	43	57	C	0	0
EXP. GRADE	3.6							0

COURSE: HIST454		RESPONSE: 34 OUT OF 63 (54%)						
QUESTIONS:	AVG	REPORTED IN PERCENTS						NA
		SD (1)	D (2)	U (3)	A (4)	SA (5)		
A) PREPARED	4.9	C	0	0	6	94	0	0
B) CLEAR	4.9	C	0	0	9	91	0	0
C) CONCERN	4.4	0	0	9	47	44	0	0
D) FAIR	4.5	0	0	6	41	53	0	0
E) RECOMMEND	4.9	C	0	3	9	88	0	0
F) WORKLOAD	3.1	3	12	56	29	0	0	0
EXP. GRADE	3.6							6

COURSE: HIST460		RESPONSE: 27 OUT OF 319 (27%)						
QUESTIONS:	AVG	REPORTED IN PERCENTS						NA
		SD (1)	D (2)	U (3)	A (4)	SA (5)		
A) PREPARED	4.8	1	0	0	12	86	0	0
B) CLEAR	4.7	1	0	0	23	76	0	0
C) CONCERN	4.4	1	0	12	29	57	0	0
D) FAIR	4.5	1	1	9	24	64	0	0
E) RECOMMEND	4.7	2	0	2	15	80	0	0
F) WORKLOAD	3.0	2	20	60	15	2	0	1
EXP. GRADE	3.4							3

COURSE: HUM 186		RESPONSE: 6 OUT OF 15 (40%)						
QUESTIONS:	AVG	REPORTED IN PERCENTS						NA
		SD (1)	D (2)	U (3)	A (4)	SA (5)		
A) PREPARED	4.2	0	0	17	50	33	0	0
B) CLEAR	4.2	0	0	17	33	50	17	0
C) CONCERN	3.8	C	17	C	67	17	0	0
D) FAIR	4.0	0	0	17	67	17	0	0
E) RECOMMEND	4.2	0	0	C	83	17	0	0
F) WORKLOAD	4.0	0	0	17	67	17	0	0
EXP. GRADE	3.3							0

COURSE: HUM 186		RESPONSE: 10 OUT OF 17 (59%)						
QUESTIONS:	AVG	REPORTED IN PERCENTS						NA
		SD (1)	D (2)	U (3)	A (4)	SA (5)		
A) PREPARED	4.2	C	10	10	30	50	0	0
B) CLEAR	3.4	0	20	40	20	20	0	0
C) CONCERN	4.4	C	0	10	40	50	0	0
D) FAIR	4.3	0	0	10	50	40	0	0
E) RECOMMEND	4.3	C	0	10	50	40	0	0
F) WORKLOAD	2.9	10	10	60	20	0	0	0
EXP. GRADE	3.5							0

COURSE: HUM 186		RESPONSE: 10 OUT OF 17 (59%)						
QUESTIONS:	AVG	REPORTED IN PERCENTS						NA
		SD (1)	D (2)	U (3)	A (4)	SA (5)		
A) PREPARED	4.8	0	0	0	20	80	0	0
B) CLEAR	4.8	0	0	0	20	80	0	0
C) CONCERN	5.0	0	0	0	0	100	0	0
D) FAIR	4.7	0	0	0	30	70	0	0
E) RECOMMEND	5.0	0	0	0	0	100	0	0
F) WORKLOAD	4.0	C	0	30	40	30	0	0
EXP. GRADE	3.5							0

COURSE: HUM 186		RESPONSE: 15 OUT OF 16 (94%)						
QUESTIONS:	AVG	REPORTED IN PERCENTS						NA
		SD (1)	D (2)	U (3)	A (4)	SA (5)		
A) PREPARED	4.3	0	7	7	40	47	0	0
B) CLEAR	3.9	0	13	13	40	33	0	0
C) CONCERN	3.9	7	7	27	13	47	0	0
D) FAIR	3.8	7	13	13	27	40	0	0
E) RECOMMEND	3.9	7	13	13	20	47	0	0
F) WORKLOAD	3.9	0	0	20	73	7	0	0
EXP. GRADE	3.3							0

COURSE: MARK231		RESPONSE: 45 OUT OF 149 (30%)						
QUESTIONS:	AVG	REPORTED IN PERCENTS						NA
		SD (1)	D (2)	U (3)	A (4)	SA (5)		
A) PREPARED	4.0	0	7	11	53	29	0	0
B) CLEAR	3.9	0	9	18	51	22	0	0
C) CONCERN	4.3	0	7	7	38	49	0	0
D) FAIR	4.2	0	7	16	31	47	0	0
E) RECOMMEND	4.2	0	7	13	31	49	0	0
F) WORKLOAD	2.9	4	16	67	13	0	0	0
EXP. GRADE	3.4							0

Numerical Equivalents
Statements A-E:
1 = Strongly Disagree
2 = Disagree
3 = Undecided
4 = Agree
5 = Strongly agree

Statement F:
1 = Much lighter than average
2 = Lighter than average
3 = Average
4 = Heavier than average
5 = Much heavier than average

MARK 231 MATH 109

COURSE: MARK231
PROF: WAPLERS
RESPONSE: 15 OUT OF 50 (30%)

QUESTIONS:	AVG	REPORTED IN PERCENTS					
		SD (1)	D (2)	U (3)	A (4)	SA (5)	NA
A) PREPARED	2.7	7	33	47	13	0	0
B) CLEAR	2.7	7	40	33	13	7	0
C) CONCERN	3.9	0	13	20	33	33	0
D) FAIR	4.2	0	7	20	20	53	0
E) RECOMMEND	3.5	7	7	27	47	13	0
F) WORKLOAD	2.0	27	47	27	0	0	0
EXP. GRADE	3.6						7

COURSE: MARK374
PROF: SINGH
RESPONSE: 23 OUT OF 72 (32%)

QUESTIONS:	AVG	REPORTED IN PERCENTS					
		SD (1)	D (2)	U (3)	A (4)	SA (5)	NA
A) PREPARED	4.1	0	9	0	48	35	0
B) CLEAR	3.3	0	26	26	39	9	0
C) CONCERN	4.0	0	0	26	52	22	0
D) FAIR	4.1	0	0	13	61	26	0
E) RECOMMEND	3.7	0	17	13	52	17	0
F) WORKLOAD	2.8	0	30	61	9	0	0
EXP. GRADE	3.5						0

COURSE: MARK492
PROF: TURIN
RESPONSE: 8 OUT OF 27 (30%)

QUESTIONS:	AVG	REPORTED IN PERCENTS					
		SD (1)	D (2)	U (3)	A (4)	SA (5)	NA
A) PREPARED	4.3	0	0	13	50	38	0
B) CLEAR	3.8	0	25	0	50	25	0
C) CONCERN	3.1	13	13	25	50	0	0
D) FAIR	2.5	25	25	25	25	0	0
E) RECOMMEND	2.1	38	13	50	0	0	0
F) WORKLOAD	4.6	0	0	0	38	63	0
EXP. GRADE	2.9						0

COURSE: MARK493
PROF: ETZEL
RESPONSE: 10 OUT OF 40 (25%)

QUESTIONS:	AVG	REPORTED IN PERCENTS					
		SD (1)	D (2)	U (3)	A (4)	SA (5)	NA
A) PREPARED	3.8	0	10	30	30	30	0
B) CLEAR	3.7	0	20	10	50	20	0
C) CONCERN	3.8	10	0	20	40	30	0
D) FAIR	4.1	0	10	10	40	40	0
E) RECOMMEND	3.7	10	10	10	40	30	0
F) WORKLOAD	3.9	0	0	40	30	30	0
EXP. GRADE	3.4						0

COURSE: MATH104
PROF: BESE
RESPONSE: 28 OUT OF 89 (31%)

QUESTIONS:	AVG	REPORTED IN PERCENTS					
		SD (1)	D (2)	U (3)	A (4)	SA (5)	NA
A) PREPARED	4.4	0	0	4	50	46	0
B) CLEAR	3.9	0	4	21	64	11	0
C) CONCERN	3.9	0	4	25	54	16	0
D) FAIR	4.0	0	0	14	68	18	0
E) RECOMMEND	4.0	0	4	18	50	28	0
F) WORKLOAD	3.3	0	7	57	36	0	0
EXP. GRADE	2.8						4

COURSE: MATH104
PROF: KREUZMAN
RESPONSE: 19 OUT OF 51 (37%)

QUESTIONS:	AVG	REPORTED IN PERCENTS					
		SD (1)	D (2)	U (3)	A (4)	SA (5)	NA
A) PREPARED	4.9	0	0	0	11	89	0
B) CLEAR	4.7	0	0	0	32	68	0
C) CONCERN	4.8	0	0	0	21	79	0
D) FAIR	4.8	0	0	0	21	79	0
E) RECOMMEND	4.8	0	0	0	11	89	0
F) WORKLOAD	3.1	5	0	79	16	0	0
EXP. GRADE	3.1						5

FOR: STUDENT GOVERNMENT
BY: FCE COMMITTEE

FACULTY COURSE EVALUATION UNIVERSITY OF NOTRE DAME

DATE: OCT 5, 1984
SEMESTER: SPRING 1984

COURSE: MATH104
PROF: OTTER
RESPONSE: 17 OUT OF 45 (38%)

QUESTIONS:	AVG	REPORTED IN PERCENTS					
		SD (1)	D (2)	U (3)	A (4)	SA (5)	NA
A) PREPARED	3.5	6	12	12	65	6	0
B) CLEAR	2.6	12	41	29	12	6	0
C) CONCERN	2.6	18	24	41	18	0	0
D) FAIR	3.0	6	18	47	29	0	0
E) RECOMMEND	3.7	18	35	12	29	6	0
F) WORKLOAD	3.2	6	0	65	29	0	0
EXP. GRADE	2.8						0

COURSE: MATH104
PROF: SAHA
RESPONSE: 16 OUT OF 39 (41%)

QUESTIONS:	AVG	REPORTED IN PERCENTS					
		SD (1)	D (2)	U (3)	A (4)	SA (5)	NA
A) PREPARED	2.7	13	38	25	19	6	0
B) CLEAR	1.6	50	44	6	0	0	0
C) CONCERN	3.0	0	38	25	38	0	0
D) FAIR	3.4	0	6	44	50	0	0
E) RECOMMEND	1.4	69	25	0	6	0	0
F) WORKLOAD	3.1	0	0	88	13	0	0
EXP. GRADE	2.3						0

COURSE: MATH104
PROF: SCHNESE
RESPONSE: 12 OUT OF 48 (25%)

QUESTIONS:	AVG	REPORTED IN PERCENTS					
		SD (1)	D (2)	U (3)	A (4)	SA (5)	NA
A) PREPARED	4.0	0	0	25	50	25	0
B) CLEAR	3.0	8	33	8	50	0	0
C) CONCERN	3.8	8	8	8	42	33	0
D) FAIR	4.0	0	0	33	33	33	0
E) RECOMMEND	3.4	8	33	0	25	33	0
F) WORKLOAD	3.4	0	8	42	50	0	0
EXP. GRADE	2.6						0

COURSE: MATH104
PROF: WONG
RESPONSE: 21 OUT OF 49 (43%)

QUESTIONS:	AVG	REPORTED IN PERCENTS					
		SD (1)	D (2)	U (3)	A (4)	SA (5)	NA
A) PREPARED	4.2	0	5	14	33	48	0
B) CLEAR	3.8	5	14	0	57	24	0
C) CONCERN	3.8	5	5	24	38	29	0
D) FAIR	3.9	0	10	19	48	24	0
E) RECOMMEND	4.0	10	5	14	24	48	0
F) WORKLOAD	3.5	0	5	48	38	10	0
EXP. GRADE	2.8						5

COURSE: MATH105
PROF: BOYCE
RESPONSE: 17 OUT OF 43 (40%)

QUESTIONS:	AVG	REPORTED IN PERCENTS					
		SD (1)	D (2)	U (3)	A (4)	SA (5)	NA
A) PREPARED	2.9	6	6	12	47	29	0
B) CLEAR	3.3	12	18	18	25	18	0
C) CONCERN	3.4	12	5	29	41	12	0
D) FAIR	3.5	0	12	41	35	12	0
E) RECOMMEND	3.2	24	12	6	41	18	0
F) WORKLOAD	3.2	0	12	59	29	0	0
EXP. GRADE	2.8						0

COURSE: MATH105
PROF: FANIA
RESPONSE: 18 OUT OF 49 (37%)

QUESTIONS:	AVG	REPORTED IN PERCENTS					
		SD (1)	D (2)	U (3)	A (4)	SA (5)	NA
A) PREPARED	2.9	6	22	44	28	0	0
B) CLEAR	2.1	33	44	6	11	6	0
C) CONCERN	2.7	17	33	28	11	11	0
D) FAIR	3.2	11	17	28	28	17	0
E) RECOMMEND	2.2	44	17	17	17	16	0
F) WORKLOAD	3.2	0	6	72	22	0	0
EXP. GRADE	2.7						0

- Numerical Equivalents
- Statements A-E: Statement F:
- 1 = Strongly Disagree
 - 2 = Disagree
 - 3 = Undecided
 - 4 = Agree
 - 5 = Strongly agree
- 1 = Much lighter than average
 - 2 = Lighter than average
 - 3 = Average
 - 4 = Heavier than average
 - 5 = Much heavier than average

MATH 105

MATH 126

COURSE: MATH105		PROF: HOWARD		RESPONSE: 13 OUT OF 45 (29%)			
QUESTIONS:	AVG	REPORTED IN PERCENTS					
		SD (1)	D (2)	U (3)	A (4)	SA (5)	NA
A) PREPARED	4.6	C	R	C	15	77	0
B) CLEAR	4.3	C	C	C	54	38	0
C) CONCERN	4.2	C	C	15	54	31	0
D) FAIR	4.2	C	C	C	62	31	0
E) RECOMMEND	4.4	C	C	C	39	54	0
F) WORKLOAD	3.2	C	C	C	77	23	0
EXP. GRADE	2.9	C	C	C	C	C	0

COURSE: MATH105		PROF: KHOP		RESPONSE: 28 OUT OF 90 (31%)			
QUESTIONS:	AVG	REPORTED IN PERCENTS					
		SD (1)	D (2)	U (3)	A (4)	SA (5)	NA
A) PREPARED	4.8	C	C	C	21	79	0
B) CLEAR	4.1	C	7	14	43	36	0
C) CONCERN	4.0	C	7	18	39	32	4
D) FAIR	4.2	C	C	18	43	39	0
E) RECOMMEND	4.0	7	4	14	29	44	0
F) WORKLOAD	3.4	C	C	68	29	4	0
EXP. GRADE	2.9	C	C	C	C	C	4

COURSE: MATH105		PROF: KOLETTIS		RESPONSE: 11 OUT OF 44 (25%)			
QUESTIONS:	AVG	REPORTED IN PERCENTS					
		SD (1)	D (2)	U (3)	A (4)	SA (5)	NA
A) PREPARED	4.1	C	C	C	18	55	27
B) CLEAR	4.0	C	C	9	55	27	0
C) CONCERN	3.9	C	C	C	36	36	27
D) FAIR	3.7	C	9	C	18	55	18
E) RECOMMEND	4.0	C	9	C	18	36	36
F) WORKLOAD	3.3	C	C	82	5	9	0
EXP. GRADE	2.7	C	C	C	C	C	0

FOR: STUDENT GOVERNMENT
BY: FCF COMMITTEE

FACULTY COURSE EVALUATION UNIVERSITY OF NOTRE DAME

DATE: OCT 5, 1984
SEMESTER: SPRING 1984

COURSE: MATH106		PROF: RESE		RESPONSE: 18 OUT OF 54 (33%)			
QUESTIONS:	AVG	REPORTED IN PERCENTS					
		SD (1)	D (2)	U (3)	A (4)	SA (5)	NA
A) PREPARED	4.2	C	C	6	56	39	0
B) CLEAR	3.3	C	28	17	50	4	0
C) CONCERN	3.9	C	C	28	56	17	0
D) FAIR	4.0	C	C	22	56	22	0
E) RECOMMEND	3.7	11	6	11	44	28	0
F) WORKLOAD	3.6	C	C	50	44	6	0
EXP. GRADE	2.6	C	C	C	C	C	0

COURSE: MATH106		PROF: DAVIS		RESPONSE: 6 OUT OF 48 (13%)			
QUESTIONS:	AVG	REPORTED IN PERCENTS					
		SD (1)	D (2)	U (3)	A (4)	SA (5)	NA
A) PREPARED	3.7	C	17	0	83	C	NA
B) CLEAR	2.8	17	17	33	33	C	C
C) CONCERN	3.3	C	17	33	50	C	C
D) FAIR	3.7	C	17	17	50	17	C
E) RECOMMEND	2.5	17	50	C	33	C	0
F) WORKLOAD	3.3	C	C	67	33	C	C
EXP. GRADE	2.6	C	C	C	C	C	C

COURSE: MATH106		PROF: KURTZKE		RESPONSE: 16 OUT OF 45 (36%)			
QUESTIONS:	AVG	REPORTED IN PERCENTS					
		SD (1)	D (2)	U (3)	A (4)	SA (5)	NA
A) PREPARED	3.8	C	13	25	38	25	0
B) CLEAR	2.1	31	50	C	19	0	0
C) CONCERN	2.3	25	38	25	6	6	0
D) FAIR	2.8	19	6	50	25	0	0
E) RECOMMEND	1.9	50	25	13	13	0	0
F) WORKLOAD	3.3	C	13	50	38	0	0
EXP. GRADE	2.7	C	C	C	C	C	6

COURSE: MATH106		PROF: LIN		RESPONSE: 12 OUT OF 45 (27%)			
QUESTIONS:	AVG	REPORTED IN PERCENTS					
		SD (1)	D (2)	U (3)	A (4)	SA (5)	NA
A) PREPARED	3.2	8	17	25	50	0	0
B) CLEAR	1.7	50	33	17	C	0	0
C) CONCERN	2.3	25	25	42	8	0	0
D) FAIR	2.1	8	17	33	42	C	C
E) RECOMMEND	1.7	42	50	8	0	0	0
F) WORKLOAD	3.4	C	C	58	42	C	0
EXP. GRADE	2.0	C	C	C	C	C	0

COURSE: MATH106		PROF: OTTER		RESPONSE: 11 OUT OF 48 (23%)			
QUESTIONS:	AVG	REPORTED IN PERCENTS					
		SD (1)	D (2)	U (3)	A (4)	SA (5)	NA
A) PREPARED	3.3	9	18	9	64	C	NA
B) CLEAR	2.5	18	36	27	18	C	C
C) CONCERN	2.4	18	27	55	C	C	C
D) FAIR	3.1	C	18	55	27	C	C
E) RECOMMEND	2.0	45	27	9	18	C	C
F) WORKLOAD	3.5	C	9	55	18	18	C
EXP. GRADE	3.0	C	C	C	C	C	C

COURSE: MATH106		PROF: CONNOLLY		RESPONSE: 30 OUT OF 36 (83%)			
QUESTIONS:	AVG	REPORTED IN PERCENTS					
		SD (1)	D (2)	U (3)	A (4)	SA (5)	NA
A) PREPARED	3.6	7	17	13	40	23	0
B) CLEAR	3.0	17	20	27	17	20	0
C) CONCERN	3.6	C	23	23	27	27	0
D) FAIR	3.8	C	23	27	33	27	0
E) RECOMMEND	3.1	17	20	23	17	23	0
F) WORKLOAD	3.5	C	C	53	40	7	C
EXP. GRADE	2.8	C	C	C	C	C	3

COURSE: MATH116		PROF: SNOW		RESPONSE: 14 OUT OF 27 (52%)			
QUESTIONS:	AVG	REPORTED IN PERCENTS					
		SD (1)	D (2)	U (3)	A (4)	SA (5)	NA
A) PREPARED	3.9	C	14	14	36	36	0
B) CLEAR	3.8	7	7	7	43	29	7
C) CONCERN	3.4	14	14	21	21	29	0
D) FAIR	4.0	C	7	21	36	36	0
E) RECOMMEND	3.6	14	7	14	21	36	7
F) WORKLOAD	3.6	C	C	64	14	21	0
EXP. GRADE	2.8	C	C	C	C	C	0

COURSE: MATH125		PROF: BURKE		RESPONSE: 9 OUT OF 30 (27%)			
QUESTIONS:	AVG	REPORTED IN PERCENTS					
		SD (1)	D (2)	U (3)	A (4)	SA (5)	NA
A) PREPARED	4.6	C	C	C	38	63	NA
B) CLEAR	4.3	C	13	13	13	53	C
C) CONCERN	4.4	C	C	13	38	50	C
D) FAIR	3.9	C	C	38	38	25	C
E) RECOMMEND	4.3	C	13	13	13	63	0
F) WORKLOAD	3.4	C	C	63	38	C	C
EXP. GRADE	2.6	C	C	C	C	C	C

COURSE: MATH126		PROF: ALVIS		RESPONSE: 22 OUT OF 43 (51%)			
QUESTIONS:	AVG	REPORTED IN PERCENTS					
		SD (1)	D (2)	U (3)	A (4)	SA (5)	NA
A) PREPARED	4.9	C	C	C	14	86	0
B) CLEAR	4.5	C	C	C	36	59	0
C) CONCERN	4.2	C	C	14	50	36	0
D) FAIR	4.5	C	C	C	36	55	0
E) RECOMMEND	4.6	C	C	C	36	64	C
F) WORKLOAD	3.5	C	C	45	45	5	C
EXP. GRADE	3.0	C	C	C	C	C	C

- Numerical Equivalents
- Statements A-E: Statement F:
- 1 = Strongly Disagree
 - 2 = Disagree
 - 3 = Undecided
 - 4 = Agree
 - 5 = Strongly agree
- 1 = Much lighter than average
 - 2 = Lighter than average
 - 3 = Average
 - 4 = Heavier than average
 - 5 = Much heavier than average

MATH
126

MATH
164

FOR: STUDENT GOVERNMENT
BY: FCF COMMITTEE

FACULTY COURSE EVALUATION
UNIVERSITY OF NOTRE DAME

DATE: OCT 5, 1984
SEMESTER: SPRING 1984

COURSE: MATH126
PROF: BOYCE
RESPONSE: 22 OUT OF 49 (45%)

QUESTIONS:	AVG	REPORTED IN PERCENTS					
		SD	D	U	A	SA	NA
A) PREPARED	3.7	0	18	9	50	18	5
B) CLEAR	3.4	0	18	18	41	14	5
C) CONCERN	3.3	0	14	27	45	5	5
D) FAIR	3.3	0	18	36	32	9	5
E) RECOMMEND	2.7	32	9	23	23	9	5
F) WORKLOAD	4.1	0	0	23	41	32	5
EXP. GRADE	2.9						0

COURSE: MATH126
PROF: DAVIS
RESPONSE: 14 OUT OF 35 (40%)

QUESTIONS:	AVG	REPORTED IN PERCENTS					
		SD	D	U	A	SA	NA
A) PREPARED	4.2	0	0	14	50	36	0
B) CLEAR	4.0	0	0	36	29	36	0
C) CONCERN	3.9	0	0	36	36	29	0
D) FAIR	4.2	0	0	21	36	43	0
E) RECOMMEND	4.0	0	14	7	43	36	0
F) WORKLOAD	3.6	0	0	50	43	7	0
EXP. GRADE	2.9						0

COURSE: MATH126
PROF: DWYER
RESPONSE: 17 OUT OF 55 (31%)

QUESTIONS:	AVG	REPORTED IN PERCENTS					
		SD	D	U	A	SA	NA
A) PREPARED	4.3	0	0	0	71	29	0
B) CLEAR	3.9	0	6	12	71	12	0
C) CONCERN	3.9	0	0	18	71	12	0
D) FAIR	3.9	0	0	18	71	12	0
E) RECOMMEND	4.1	0	6	18	41	35	0
F) WORKLOAD	3.6	0	0	47	41	12	0
EXP. GRADE	3.0						0

COURSE: MATH126
PROF: GOETZ
RESPONSE: 16 OUT OF 50 (32%)

QUESTIONS:	AVG	REPORTED IN PERCENTS					
		SD	D	U	A	SA	NA
A) PREPARED	3.7	0	13	13	69	6	0
B) CLEAR	2.7	19	31	13	38	0	0
C) CONCERN	3.1	13	19	19	50	0	0
D) FAIR	3.4	6	6	31	50	6	0
E) RECOMMEND	2.6	25	25	13	38	0	0
F) WORKLOAD	4.1	0	0	25	44	31	0
EXP. GRADE	2.5						0

COURSE: MATH126
PROF: HUMPHREYS
RESPONSE: 21 OUT OF 57 (37%)

QUESTIONS:	AVG	REPORTED IN PERCENTS					
		SD	D	U	A	SA	NA
A) PREPARED	4.1	5	0	10	52	33	0
B) CLEAR	3.9	5	5	19	43	29	0
C) CONCERN	3.8	5	10	29	19	38	0
D) FAIR	4.2	0	0	14	52	33	0
E) RECOMMEND	3.9	5	0	29	38	29	0
F) WORKLOAD	3.9	0	0	38	38	24	0
EXP. GRADE	2.6						0

COURSE: MATH126
PROF: KNIGHT
RESPONSE: 22 OUT OF 57 (39%)

QUESTIONS:	AVG	REPORTED IN PERCENTS					
		SD	D	U	A	SA	NA
A) PREPARED	3.9	0	18	9	36	36	0
B) CLEAR	3.1	9	27	18	32	14	0
C) CONCERN	3.5	5	14	32	27	23	0
D) FAIR	3.6	5	0	50	23	23	0
E) RECOMMEND	3.3	5	18	18	45	9	0
F) WORKLOAD	3.6	0	0	50	36	14	0
EXP. GRADE	2.9						0

COURSE: MATH126
PROF: LOCKHART
RESPONSE: 23 OUT OF 56 (41%)

QUESTIONS:	AVG	REPORTED IN PERCENTS					
		SD	D	U	A	SA	NA
A) PREPARED	4.0	0	4	13	61	22	0
B) CLEAR	3.5	4	17	22	35	22	0
C) CONCERN	3.2	4	17	39	35	3	0
D) FAIR	4.0	4	0	17	49	30	0
E) RECOMMEND	3.7	4	17	17	30	30	0
F) WORKLOAD	3.7	4	4	26	49	17	0
EXP. GRADE	2.7						9

COURSE: MATH126
PROF: TAY
RESPONSE: 14 OUT OF 43 (33%)

QUESTIONS:	AVG	REPORTED IN PERCENTS					
		SD	D	U	A	SA	NA
A) PREPARED	3.0	21	14	7	57	0	0
B) CLEAR	1.9	57	14	14	14	0	0
C) CONCERN	2.6	21	21	29	29	0	0
D) FAIR	3.1	14	7	36	43	0	0
E) RECOMMEND	1.9	57	14	14	14	0	0
F) WORKLOAD	3.4	7	0	36	57	0	0
EXP. GRADE	2.8						7

COURSE: MATH126
PROF: VELLA
RESPONSE: 19 OUT OF 37 (51%)

QUESTIONS:	AVG	REPORTED IN PERCENTS					
		SD	D	U	A	SA	NA
A) PREPARED	3.7	5	11	16	47	21	0
B) CLEAR	3.3	0	26	11	37	16	0
C) CONCERN	3.8	0	11	26	37	26	0
D) FAIR	3.8	5	0	21	53	21	0
E) RECOMMEND	3.3	11	16	32	21	21	0
F) WORKLOAD	3.1	11	16	37	26	11	0
EXP. GRADE	2.8						5

COURSE: MATH126
PROF: VUCKOVIC
RESPONSE: 16 OUT OF 47 (34%)

QUESTIONS:	AVG	REPORTED IN PERCENTS					
		SD	D	U	A	SA	NA
A) PREPARED	3.6	0	6	44	38	12	0
B) CLEAR	2.6	6	69	0	13	13	0
C) CONCERN	2.8	6	44	25	19	6	0
D) FAIR	3.4	6	13	38	25	19	0
E) RECOMMEND	2.8	19	38	6	19	19	0
F) WORKLOAD	3.5	0	0	56	38	6	0
EXP. GRADE	2.9						0

COURSE: MATH136
PROF: WONG
RESPONSE: 10 OUT OF 19 (53%)

QUESTIONS:	AVG	REPORTED IN PERCENTS					
		SD	D	U	A	SA	NA
A) PREPARED	4.1	0	10	10	40	40	0
B) CLEAR	4.0	0	10	10	50	30	0
C) CONCERN	4.8	0	0	0	20	80	0
D) FAIR	4.8	0	0	0	20	80	0
E) RECOMMEND	4.7	0	0	0	30	70	0
F) WORKLOAD	4.3	0	0	0	70	30	0
EXP. GRADE	3.6						0

COURSE: MATH164
PROF: FAASER
RESPONSE: 9 OUT OF 19 (47%)

QUESTIONS:	AVG	REPORTED IN PERCENTS					
		SD	D	U	A	SA	NA
A) PREPARED	4.0	0	11	0	67	22	0
B) CLEAR	2.9	11	11	56	22	0	0
C) CONCERN	4.3	0	11	0	33	56	0
D) FAIR	4.4	0	0	11	33	56	0
E) RECOMMEND	3.1	11	22	33	11	22	0
F) WORKLOAD	4.2	0	0	22	33	44	0
EXP. GRADE	3.3						0

Numerical Equivalents

Statements A-E: 1 = Strongly Disagree, 2 = Disagree, 3 = Undecided, 4 = Agree, 5 = Strongly agree

Statement F: 1 = Much lighter than average, 2 = Lighter than average, 3 = Average, 4 = Heavier than average, 5 = Much heavier than average

MATH
166

MATH
226

COURSE: MATH166							
PROF: DEWENT							
RESPONSE: 5 OUT OF 17 (29%)							
QUESTIONS:	AVG	REPORTED IN PERCENTS					
		SD	D	U	A	SA	NA
		(1)	(2)	(3)	(4)	(5)	
A) PREPARED	5.0	0	0	0	0	100	0
B) CLEAR	4.8	0	0	0	20	80	0
C) CONCERN	5.0	0	0	0	0	100	0
D) FAIR	5.0	0	0	0	0	100	0
E) RECOMMEND	5.0	0	0	0	0	100	0
F) WORKLOAD	4.2	0	0	20	40	40	0
EXP. GRADE	3.8						

COURSE: MATH196							
PROF: POLLAK							
RESPONSE: 15 OUT OF 33 (45%)							
QUESTIONS:	AVG	REPORTED IN PERCENTS					
		SD	D	U	A	SA	NA
		(1)	(2)	(3)	(4)	(5)	
A) PREPARED	4.5	0	7	0	27	67	0
B) CLEAR	3.6	13	13	7	33	33	0
C) CONCERN	4.5	0	0	13	27	60	0
D) FAIR	4.4	0	0	13	33	53	0
E) RECOMMEND	4.3	0	7	20	7	67	0
F) WORKLOAD	2.3	0	7	60	33	0	0
EXP. GRADE	3.3						

COURSE: MATH21C							
PROF: PILLAY							
RESPONSE: 8 OUT OF 25 (32%)							
QUESTIONS:	AVG	REPORTED IN PERCENTS					
		SD	D	U	A	SA	NA
		(1)	(2)	(3)	(4)	(5)	
A) PREPARED	4.0	0	0	13	75	13	0
B) CLEAR	3.6	0	25	0	60	15	0
C) CONCERN	3.9	0	13	13	50	25	0
D) FAIR	4.5	0	0	13	50	37	0
E) RECOMMEND	3.5	0	25	25	25	25	0
F) WORKLOAD	2.1	25	38	38	0	0	0
EXP. GRADE	2.7						

COURSE: MATH211							
PROF: APPELLI							
RESPONSE: 21 OUT OF 65 (32%)							
QUESTIONS:	AVG	REPORTED IN PERCENTS					
		SD	D	U	A	SA	NA
		(1)	(2)	(3)	(4)	(5)	
A) PREPARED	3.8	0	14	19	43	24	0
B) CLEAR	3.5	0	24	19	43	14	0
C) CONCERN	3.9	0	10	24	48	19	0
D) FAIR	3.7	0	10	19	48	19	0
E) RECOMMEND	3.9	0	14	14	43	29	0
F) WORKLOAD	3.8	0	0	38	43	19	0
EXP. GRADE	3.4						

COURSE: MATH211							
PROF: MAST							
RESPONSE: 23 OUT OF 61 (38%)							
QUESTIONS:	AVG	REPORTED IN PERCENTS					
		SD	D	U	A	SA	NA
		(1)	(2)	(3)	(4)	(5)	
A) PREPARED	2.8	13	26	26	35	0	0
B) CLEAR	3.0	22	13	17	43	4	0
C) CONCERN	3.7	0	13	17	52	17	0
D) FAIR	3.9	0	5	13	57	22	0
E) RECOMMEND	2.8	26	13	26	22	13	0
F) WORKLOAD	3.3	4	13	35	43	4	0
EXP. GRADE	3.4						

COURSE: MATH216							
PROF: ROBERTS							
RESPONSE: 12 OUT OF 34 (38%)							
QUESTIONS:	AVG	REPORTED IN PERCENTS					
		SD	D	U	A	SA	NA
		(1)	(2)	(3)	(4)	(5)	
A) PREPARED	4.4	8	8	0	8	77	0
B) CLEAR	4.4	8	8	0	8	77	0
C) CONCERN	3.8	8	8	15	8	23	0
D) FAIR	3.8	15	0	0	54	31	0
E) RECOMMEND	4.5	8	0	8	8	77	0
F) WORKLOAD	4.2	0	0	8	65	23	0
EXP. GRADE	2.8						

FOR: STUDENT GOVERNMENT
BY: FCF COMMITTEE

FACULTY COURSE EVALUATION
UNIVERSITY OF NOTRE DAME

DATE: OCT 5, 1986
SEMESTER: SPRING 1984

COURSE: MATH222							
PROF: HUMPHREYS							
RESPONSE: 23 OUT OF 45 (51%)							
QUESTIONS:	AVG	REPORTED IN PERCENTS					
		SD	D	U	A	SA	NA
		(1)	(2)	(3)	(4)	(5)	
A) PREPARED	4.5	0	0	4	43	52	0
B) CLEAR	4.1	0	9	4	52	35	0
C) CONCERN	4.5	0	0	4	35	57	0
D) FAIR	4.7	0	0	0	35	65	0
E) RECOMMEND	4.3	4	0	9	35	52	0
F) WORKLOAD	2.9	0	22	65	13	0	0
EXP. GRADE	3.1						

COURSE: MATH225							
PROF: VUCKOVIC							
RESPONSE: 9 OUT OF 35 (26%)							
QUESTIONS:	AVG	REPORTED IN PERCENTS					
		SD	D	U	A	SA	NA
		(1)	(2)	(3)	(4)	(5)	
A) PREPARED	3.4	0	22	11	67	0	0
B) CLEAR	2.9	11	33	11	44	0	0
C) CONCERN	3.4	0	11	33	56	0	0
D) FAIR	3.4	0	0	56	44	0	0
E) RECOMMEND	2.7	33	11	11	44	0	0
F) WORKLOAD	3.1	0	11	67	22	0	0
EXP. GRADE	2.8						

COURSE: MATH226							
PROF: KHOR							
RESPONSE: 21 OUT OF 45 (47%)							
QUESTIONS:	AVG	REPORTED IN PERCENTS					
		SD	D	U	A	SA	NA
		(1)	(2)	(3)	(4)	(5)	
A) PREPARED	4.3	0	5	14	24	57	0
B) CLEAR	3.6	10	10	14	43	24	0
C) CONCERN	3.8	0	10	24	43	24	0
D) FAIR	3.9	0	10	24	38	29	0
E) RECOMMEND	3.8	10	14	10	24	43	0
F) WORKLOAD	2.6	0	0	52	38	10	0
EXP. GRADE	3.0						

COURSE: MATH226							
PROF: NAGANO							
RESPONSE: 21 OUT OF 47 (45%)							
QUESTIONS:	AVG	REPORTED IN PERCENTS					
		SD	D	U	A	SA	NA
		(1)	(2)	(3)	(4)	(5)	
A) PREPARED	4.1	0	5	10	57	29	0
B) CLEAR	3.3	0	20	14	52	5	0
C) CONCERN	3.3	0	10	48	24	14	0
D) FAIR	3.4	0	14	33	48	5	0
E) RECOMMEND	3.2	0	19	29	43	5	0
F) WORKLOAD	3.4	0	5	52	38	5	0
EXP. GRADE	3.1						

COURSE: MATH226							
PROF: SEKANE							
RESPONSE: 13 OUT OF 40 (33%)							
QUESTIONS:	AVG	REPORTED IN PERCENTS					
		SD	D	U	A	SA	NA
		(1)	(2)	(3)	(4)	(5)	
A) PREPARED	3.5	8	15	0	77	0	0
B) CLEAR	1.8	54	23	15	8	0	0
C) CONCERN	3.3	0	0	54	38	0	0
D) FAIR	3.5	0	0	54	46	0	0
E) RECOMMEND	2.2	38	23	15	23	0	0
F) WORKLOAD	3.5	0	0	62	31	0	0
EXP. GRADE	3.2						

COURSE: MATH226							
PROF: SMYTH							
RESPONSE: 26 OUT OF 35 (74%)							
QUESTIONS:	AVG	REPORTED IN PERCENTS					
		SD	D	U	A	SA	NA
		(1)	(2)	(3)	(4)	(5)	
A) PREPARED	4.3	0	4	0	58	38	0
B) CLEAR	4.0	0	8	15	46	31	0
C) CONCERN	3.8	0	12	19	50	19	0
D) FAIR	4.0	0	4	15	54	23	0
E) RECOMMEND	4.2	4	0	8	46	42	0
F) WORKLOAD	3.5	0	0	50	50	0	0
EXP. GRADE	2.9						

- Numerical Equivalents
- Statements A-E:
- 1 = Strongly Disagree
 - 2 = Disagree
 - 3 = Undecided
 - 4 = Agree
 - 5 = Strongly agree
- Statement F:
- 1 = Much lighter than average
 - 2 = Lighter than average
 - 3 = Average
 - 4 = Heavier than average
 - 5 = Much heavier than average

MATH 226

ME 240

COURSE: MATH226		PROF: TAI						
RESPONSE: 14 OUT OF 45 (31%)								
QUESTIONS:	AVG	REPORTED IN PERCENTS						
		SD	D	U	A	SA	NA	
		(1)	(2)	(3)	(4)	(5)		
A) PREPARED	2.8	14	21	36	29	0	0	
B) CLEAR	1.9	50	21	14	14	0	0	
C) CONCERN	3.3	14	7	21	50	7	0	
D) FAIR	3.7	0	7	21	64	7	0	
E) RECOMMEND	1.7	64	14	7	14	0	0	
F) WORKLOAD	3.4	C	7	50	43	0	0	
EXP. GRADE	3.1							

COURSE: MATH226		PROF: WILLIAMS, F.						
RESPONSE: 16 OUT OF 26 (62%)								
QUESTIONS:	AVG	REPORTED IN PERCENTS						
		SD	D	U	A	SA	NA	
		(1)	(2)	(3)	(4)	(5)		
A) PREPARED	3.7	13	6	6	50	25	C	
B) CLEAR	3.4	19	6	13	44	19	C	
C) CONCERN	3.5	13	6	19	44	19	C	
D) FAIR	3.9	0	13	19	38	31	C	
E) RECOMMEND	3.6	25	0	6	25	44	C	
F) WORKLOAD	3.5	0	0	56	38	6	C	
EXP. GRADE	3.3							

COURSE: MATH262		PROF: POLLAK						
RESPONSE: 6 OUT OF 10 (60%)								
QUESTIONS:	AVG	REPORTED IN PERCENTS						
		SD	D	U	A	SA	NA	
		(1)	(2)	(3)	(4)	(5)		
A) PREPARED	4.5	0	0	0	50	50	C	
B) CLEAR	3.3	0	33	17	33	17	C	
C) CONCERN	3.3	17	17	0	50	17	C	
D) FAIR	3.5	17	0	17	50	17	C	
E) RECOMMEND	3.2	17	0	50	17	17	C	
F) WORKLOAD	3.2	0	33	33	17	17	C	
EXP. GRADE	3.5							

FOR: STUDENT GOVERNMENT
BY: FCE COMMITTEE

FACULTY COURSE EVALUATION
UNIVERSITY OF NOTRE DAME

DATE: OCT 5, 1984
SEMESTER: SPRING 1984

COURSE: MATH316		PROF: GRANT						
RESPONSE: 17 OUT OF 48 (35%)								
QUESTIONS:	AVG	REPORTED IN PERCENTS						
		SD	D	U	A	SA	NA	
		(1)	(2)	(3)	(4)	(5)		
A) PREPARED	2.5	12	41	35	6	6	0	
B) CLEAR	3.4	6	12	29	47	6	0	
C) CONCERN	3.6	6	6	29	35	24	0	
D) FAIR	4.0	6	0	12	53	29	0	
E) RECOMMEND	3.4	6	12	29	41	12	0	
F) WORKLOAD	3.6	6	0	29	53	12	0	
EXP. GRADE	3.5						6	

COURSE: MATH323		PROF: DERWENT						
RESPONSE: 19 OUT OF 59 (32%)								
QUESTIONS:	AVG	REPORTED IN PERCENTS						
		SD	D	U	A	SA	NA	
		(1)	(2)	(3)	(4)	(5)		
A) PREPARED	4.8	0	0	0	16	84	C	
B) CLEAR	4.5	0	0	5	37	58	C	
C) CONCERN	4.7	0	0	0	26	74	C	
D) FAIR	4.7	0	0	0	26	74	C	
E) RECOMMEND	4.7	0	0	5	16	79	C	
F) WORKLOAD	3.9	0	0	26	53	21	C	
EXP. GRADE	3.0						C	

COURSE: MATH323		PROF: KNIGHT						
RESPONSE: 15 OUT OF 38 (39%)								
QUESTIONS:	AVG	REPORTED IN PERCENTS						
		SD	D	U	A	SA	NA	
		(1)	(2)	(3)	(4)	(5)		
A) PREPARED	4.3	0	0	13	47	40	C	
B) CLEAR	3.9	0	7	20	47	27	C	
C) CONCERN	4.4	0	0	20	20	60	C	
D) FAIR	4.3	0	0	20	27	53	C	
E) RECOMMEND	4.0	0	7	27	27	40	C	
F) WORKLOAD	4.2	0	0	13	53	33	C	
EXP. GRADE	3.3						C	

COURSE: MATH323		PROF: SOMMERSE						
RESPONSE: 7 OUT OF 24 (29%)								
QUESTIONS:	AVG	REPORTED IN PERCENTS						
		SD	D	U	A	SA	NA	
		(1)	(2)	(3)	(4)	(5)		
A) PREPARED	2.7	14	29	29	29	0	0	
B) CLEAR	2.1	29	29	43	0	0	0	
C) CONCERN	3.7	0	14	14	57	14	0	
D) FAIR	3.9	0	14	0	71	14	0	
E) RECOMMEND	2.6	29	29	0	43	0	0	
F) WORKLOAD	3.4	C	0	71	14	14	0	
EXP. GRADE	2.6						0	

COURSE: MATH324		PROF: BORELLI						
RESPONSE: 14 OUT OF 30 (47%)								
QUESTIONS:	AVG	REPORTED IN PERCENTS						
		SD	D	U	A	SA	NA	
		(1)	(2)	(3)	(4)	(5)		
A) PREPARED	4.0	0	14	0	57	29	0	
B) CLEAR	3.7	0	0	29	71	0	0	
C) CONCERN	4.4	0	0	0	57	43	C	
D) FAIR	4.1	0	0	21	50	29	C	
E) RECOMMEND	4.2	0	0	7	64	29	C	
F) WORKLOAD	3.5	0	0	64	21	14	C	
EXP. GRADE	3.4						0	

COURSE: MATH336		PROF: NAGANO						
RESPONSE: 24 OUT OF 44 (55%)								
QUESTIONS:	AVG	REPORTED IN PERCENTS						
		SD	D	U	A	SA	NA	
		(1)	(2)	(3)	(4)	(5)		
A) PREPARED	2.0	33	50	8	4	4	C	
B) CLEAR	1.3	79	13	8	0	0	C	
C) CONCERN	1.9	38	42	17	4	0	C	
D) FAIR	2.5	17	29	38	17	0	C	
E) RECOMMEND	1.3	83	8	4	4	0	C	
F) WORKLOAD	3.4	0	13	50	25	13	C	
EXP. GRADE	2.6						4	

COURSE: MATH411		PROF: GRANT						
RESPONSE: 14 OUT OF 64 (22%)								
QUESTIONS:	AVG	REPORTED IN PERCENTS						
		SD	D	U	A	SA	NA	
		(1)	(2)	(3)	(4)	(5)		
A) PREPARED	2.4	21	36	29	14	0	0	
B) CLEAR	2.6	14	43	14	21	7	0	
C) CONCERN	3.2	7	7	50	29	7	0	
D) FAIR	3.9	0	14	14	43	29	0	
E) RECOMMEND	3.1	14	14	29	29	14	0	
F) WORKLOAD	3.6	0	7	29	57	7	0	
EXP. GRADE	3.3						7	

COURSE: ME 226		PROF: HOWLAND						
RESPONSE: 12 OUT OF 29 (41%)								
QUESTIONS:	AVG	REPORTED IN PERCENTS						
		SD	D	U	A	SA	NA	
		(1)	(2)	(3)	(4)	(5)		
A) PREPARED	4.8	0	0	0	25	75	C	
B) CLEAR	3.7	8	0	25	50	17	C	
C) CONCERN	4.1	0	8	17	33	42	C	
D) FAIR	3.8	0	0	33	50	17	C	
E) RECOMMEND	3.9	0	17	8	42	33	C	
F) WORKLOAD	4.3	0	0	17	33	50	C	
EXP. GRADE	2.1						R	

COURSE: ME 240		PROF: HOUGHTON						
RESPONSE: 9 OUT OF 26 (35%)								
QUESTIONS:	AVG	REPORTED IN PERCENTS						
		SD	D	U	A	SA	NA	
		(1)	(2)	(3)	(4)	(5)		
A) PREPARED	2.9	22	22	11	33	11	0	
B) CLEAR	2.4	44	11	11	22	11	0	
C) CONCERN	2.8	22	33	0	33	11	0	
D) FAIR	2.9	22	22	11	33	11	0	
E) RECOMMEND	2.8	44	0	0	44	11	0	
F) WORKLOAD	2.2	22	44	22	11	0	C	
EXP. GRADE	3.1						0	

Numerical Equivalents

Statements A-E: Statement F:

1 = Strongly Disagree 1 = Much lighter than average
2 = Disagree 2 = Lighter than average
3 = Undecided 3 = Average
4 = Agree 4 = Heavier than average
5 = Strongly agree 5 = Much heavier than average

ME
321

ME
426

FOR: STUDENT GOVERNMENT
BY: FCE COMMITTEE

FACULTY COURSE EVALUATION
UNIVERSITY OF NOTRE DAME

DATE: OCT 5, 1984
SEMESTER: SPRING 1984

COURSE: ME 321 PROF: RAVEN RESPONSE: 8 OUT OF 22 (36%)		REPORTED IN PERCENTS						
QUESTIONS:	AVG	SD (1)	D (2)	U (3)	A (4)	SA (5)	NA	
A) PREPARED	4.1	0	0	36	13	50	0	
B) CLEAR	4.0	0	0	38	25	38	0	
C) CONCERN	4.5	0	0	13	25	63	0	
D) FAIR	4.8	0	0	0	25	75	0	
E) RECOMMEND	4.4	0	13	13	0	75	0	
F) WORKLOAD	3.5	0	13	25	63	0	0	
EXP. GRADE	3.6						0	

COURSE: ME 328 PROF: STRIFLER RESPONSE: 14 OUT OF 51 (27%)		REPORTED IN PERCENTS						
QUESTIONS:	AVG	SD (1)	D (2)	U (3)	A (4)	SA (5)	NA	
A) PREPARED	3.9	0	7	7	71	14	0	
B) CLEAR	3.3	0	36	7	50	7	0	
C) CONCERN	3.7	0	0	29	71	0	0	
D) FAIR	3.6	7	0	21	71	0	0	
E) RECOMMEND	3.2	7	21	29	29	14	0	
F) WORKLOAD	3.7	0	0	4	42	14	0	
EXP. GRADE	3.3						0	

COURSE: ME 334 PROF: NG RESPONSE: 14 OUT OF 39 (36%)		REPORTED IN PERCENTS						
QUESTIONS:	AVG	SD (1)	D (2)	U (3)	A (4)	SA (5)	NA	
A) PREPARED	4.6	0	0	0	42	57	0	
B) CLEAR	4.5	0	0	14	21	64	0	
C) CONCERN	4.0	0	7	21	36	36	0	
D) FAIR	4.3	0	0	7	57	36	0	
E) RECOMMEND	4.6	0	0	7	21	71	0	
F) WORKLOAD	4.1	0	0	21	50	29	0	
EXP. GRADE	3.1						0	

COURSE: ME 337 PROF: RAVEN RESPONSE: 36 OUT OF 132 (27%)		REPORTED IN PERCENTS						
QUESTIONS:	AVG	SD (1)	D (2)	U (3)	A (4)	SA (5)	NA	
A) PREPARED	3.9	0	8	19	50	22	0	
B) CLEAR	3.1	8	22	28	31	11	0	
C) CONCERN	4.2	0	6	8	50	36	0	
D) FAIR	4.2	0	6	8	47	39	0	
E) RECOMMEND	3.9	3	11	11	44	31	0	
F) WORKLOAD	2.6	3	39	50	8	0	0	
EXP. GRADE	3.4						0	

COURSE: ME 340 PROF: HOUGHTON RESPONSE: 26 OUT OF 96 (27%)		REPORTED IN PERCENTS						
QUESTIONS:	AVG	SD (1)	D (2)	U (3)	A (4)	SA (5)	NA	
A) PREPARED	3.2	8	27	15	35	15	0	
B) CLEAR	2.8	12	35	23	27	4	0	
C) CONCERN	3.8	0	23	12	31	35	0	
D) FAIR	3.8	0	19	12	42	27	0	
E) RECOMMEND	2.9	19	19	27	22	12	0	
F) WORKLOAD	2.4	8	46	42	4	0	0	
EXP. GRADE	3.3						0	

COURSE: ME 341 PROF: BRACH RESPONSE: 11 OUT OF 45 (24%)		REPORTED IN PERCENTS						
QUESTIONS:	AVG	SD (1)	D (2)	U (3)	A (4)	SA (5)	NA	
A) PREPARED	4.2	0	9	9	36	45	0	
B) CLEAR	4.1	0	0	9	72	18	0	
C) CONCERN	3.7	0	9	18	64	9	0	
D) FAIR	3.8	0	9	18	55	18	0	
E) RECOMMEND	4.1	0	0	18	55	27	0	
F) WORKLOAD	3.2	0	0	92	18	0	0	
EXP. GRADE	3.1						0	

COURSE: ME 341 PROF: KAMMAN RESPONSE: 19 OUT OF 70 (27%)		REPORTED IN PERCENTS						
QUESTIONS:	AVG	SD (1)	D (2)	U (3)	A (4)	SA (5)	NA	
A) PREPARED	4.0	0	5	11	63	21	0	
B) CLEAR	3.3	16	0	37	32	16	0	
C) CONCERN	1.9	47	26	11	15	0	0	
D) FAIR	2.3	32	32	11	26	0	0	
E) RECOMMEND	2.0	58	5	16	21	0	0	
F) WORKLOAD	3.4	0	0	63	32	5	0	
EXP. GRADE	3.1						0	

COURSE: ME 342 PROF: MATTA RESPONSE: 12 OUT OF 35 (34%)		REPORTED IN PERCENTS						
QUESTIONS:	AVG	SD (1)	D (2)	U (3)	A (4)	SA (5)	NA	
A) PREPARED	3.8	8	0	8	75	8	0	
B) CLEAR	3.4	17	0	17	58	8	0	
C) CONCERN	3.7	17	0	17	33	33	0	
D) FAIR	3.5	17	8	8	42	25	0	
E) RECOMMEND	3.6	17	17	0	25	42	0	
F) WORKLOAD	3.4	0	25	33	17	25	0	
EXP. GRADE	3.4						0	

COURSE: ME 426 PROF: KAMMAN RESPONSE: 27 OUT OF 83 (33%)		REPORTED IN PERCENTS						
QUESTIONS:	AVG	SD (1)	D (2)	U (3)	A (4)	SA (5)	NA	
A) PREPARED	4.2	0	4	7	52	37	0	
B) CLEAR	3.4	7	19	22	26	26	0	
C) CONCERN	2.6	22	26	22	30	0	0	
D) FAIR	3.0	15	19	26	37	4	0	
E) RECOMMEND	2.6	30	15	26	22	7	0	
F) WORKLOAD	3.3	0	7	63	22	7	0	
EXP. GRADE	3.0						0	

COURSE: ME 430 PROF: MCCLAIN RESPONSE: 7 OUT OF 12 (58%)		REPORTED IN PERCENTS						
QUESTIONS:	AVG	SD (1)	D (2)	U (3)	A (4)	SA (5)	NA	
A) PREPARED	3.1	0	43	0	57	0	0	
B) CLEAR	2.3	14	57	14	14	0	0	
C) CONCERN	3.3	0	14	43	43	0	0	
D) FAIR	3.6	0	0	57	29	14	0	
E) RECOMMEND	2.9	14	29	29	14	14	0	
F) WORKLOAD	4.4	0	0	0	57	43	0	
EXP. GRADE	3.1						0	

COURSE: ME 439 PROF: NICCLETTE RESPONSE: 19 OUT OF 35 (54%)		REPORTED IN PERCENTS						
QUESTIONS:	AVG	SD (1)	D (2)	U (3)	A (4)	SA (5)	NA	
A) PREPARED	4.4	5	0	0	37	58	0	
B) CLEAR	4.3	0	11	0	42	47	0	
C) CONCERN	4.4	0	0	11	37	53	0	
D) FAIR	4.4	0	0	16	32	53	0	
E) RECOMMEND	4.6	0	0	11	21	68	0	
F) WORKLOAD	3.8	0	0	32	53	16	0	
EXP. GRADE	3.0						0	

COURSE: ME 461 PROF: KANURY RESPONSE: 10 OUT OF 17 (59%)		REPORTED IN PERCENTS						
QUESTIONS:	AVG	SD (1)	D (2)	U (3)	A (4)	SA (5)	NA	
A) PREPARED	4.9	0	0	0	10	90	0	
B) CLEAR	4.7	0	0	0	30	70	0	
C) CONCERN	4.6	0	0	0	40	60	0	
D) FAIR	4.6	0	0	0	40	60	0	
E) RECOMMEND	4.9	0	0	0	10	90	0	
F) WORKLOAD	3.2	0	10	60	30	0	0	
EXP. GRADE	3.1						10	

Numerical Equivalents

Statements A-E: Statement F:

1 = Strongly Disagree 1 = Much lighter than average

2 = Disagree 2 = Lighter than average

3 = Undecided 3 = Average

4 = Agree 4 = Heavier than average

5 = Strongly agree 5 = Much heavier than average

**MET
225**
**MGT
363**

COURSE: MET 225
PROF: KOSEL
RESPONSE: 85 OUT OF 242 (35%)

QUESTIONS:	AVG	REPORTED IN PERCENTS					
		SD (1)	D (2)	U (3)	A (4)	SA (5)	NA
A) PREPARED	3.7	1	14	11	60	14	0
B) CLEAR	3.3	6	22	18	46	8	0
C) CONCERN	3.1	8	20	36	28	7	0
D) FAIR	3.3	6	13	33	41	7	0
E) RECOMMEND	2.5	25	29	20	21	5	0
F) WORKLOAD	2.3	7	59	28	6	0	0
EXP. GRADE	3.2						1

COURSE: MGT 230
PROF: CHC
RESPONSE: 22 OUT OF 78 (28%)

QUESTIONS:	AVG	REPORTED IN PERCENTS					
		SD (1)	D (2)	U (3)	A (4)	SA (5)	NA
A) PREPARED	3.9	0	14	14	45	27	0
B) CLEAR	3.0	9	36	14	32	9	0
C) CONCERN	3.3	9	23	14	41	14	0
D) FAIR	3.2	5	14	50	18	14	0
E) RECOMMEND	2.6	23	27	23	23	5	0
F) WORKLOAD	2.9	5	18	64	9	0	0
EXP. GRADE	3.2						0

COURSE: MGT 230
PROF: RADZICKI
RESPONSE: 54 OUT OF 172 (31%)

QUESTIONS:	AVG	REPORTED IN PERCENTS					
		SD (1)	D (2)	U (3)	A (4)	SA (5)	NA
A) PREPARED	4.3	2	4	6	41	48	0
B) CLEAR	3.4	6	17	24	35	15	0
C) CONCERN	3.5	6	9	33	37	15	0
D) FAIR	3.5	2	17	26	39	17	0
E) RECOMMEND	3.4	7	19	22	31	20	0
F) WORKLOAD	3.4	0	9	54	28	9	0
EXP. GRADE	2.9						2

COURSE: MGT 231
PROF: COWAN
RESPONSE: 47 OUT OF 134 (35%)

QUESTIONS:	AVG	REPORTED IN PERCENTS					
		SD (1)	D (2)	U (3)	A (4)	SA (5)	NA
A) PREPARED	3.4	9	9	26	49	9	0
B) CLEAR	3.0	6	26	30	34	4	0
C) CONCERN	3.2	6	17	28	45	4	0
D) FAIR	3.5	2	9	32	53	4	0
E) RECOMMEND	2.6	17	28	38	13	4	0
F) WORKLOAD	3.2	4	6	57	30	2	0
EXP. GRADE	3.1						0

COURSE: MGT 231
PROF: SEXTON
RESPONSE: 36 OUT OF 91 (40%)

QUESTIONS:	AVG	REPORTED IN PERCENTS					
		SD (1)	D (2)	U (3)	A (4)	SA (5)	NA
A) PREPARED	4.3	0	3	11	39	47	0
B) CLEAR	4.4	0	3	8	31	58	0
C) CONCERN	4.8	0	0	3	19	78	0
D) FAIR	4.7	0	0	6	19	75	0
E) RECOMMEND	4.8	0	0	3	11	86	0
F) WORKLOAD	2.9	3	25	50	19	3	0
EXP. GRADE	3.8						0

COURSE: MGT 231
PROF: THOMPSON
RESPONSE: 39 OUT OF 83 (47%)

QUESTIONS:	AVG	REPORTED IN PERCENTS					
		SD (1)	D (2)	U (3)	A (4)	SA (5)	NA
A) PREPARED	2.2	26	36	38	18	5	0
B) CLEAR	2.1	28	49	10	8	5	0
C) CONCERN	3.8	10	5	13	36	31	0
D) FAIR	3.5	13	8	21	33	26	0
E) RECOMMEND	2.5	31	26	13	23	8	0
F) WORKLOAD	3.5	0	13	41	28	18	0
EXP. GRADE	3.2						0

FOR: STUDENT GOVERNMENT
BY: FCF COMMITTEE

FACULTY COURSE EVALUATION
UNIVERSITY OF NOTRE DAME

DATE: OCT 5, 1984
SEMESTER: SPRING 1984

COURSE: MGT 240
PROF: CHO
RESPONSE: 6 OUT OF 23 (26%)

QUESTIONS:	AVG	REPORTED IN PERCENTS					
		SD (1)	D (2)	U (3)	A (4)	SA (5)	NA
A) PREPARED	3.3	0	33	0	67	0	0
B) CLEAR	2.3	17	33	50	0	0	0
C) CONCERN	3.8	0	17	17	33	33	0
D) FAIR	3.3	0	33	0	67	0	0
E) RECOMMEND	2.8	17	17	33	33	0	0
F) WORKLOAD	3.5	0	0	67	17	17	0
EXP. GRADE	3.0						0

COURSE: MGT 240
PROF: DUNIKOSKI
RESPONSE: 66 OUT OF 161 (41%)

QUESTIONS:	AVG	REPORTED IN PERCENTS					
		SD (1)	D (2)	U (3)	A (4)	SA (5)	NA
A) PREPARED	3.9	2	9	11	50	27	0
B) CLEAR	3.4	5	14	33	29	18	0
C) CONCERN	2.9	14	23	32	20	11	0
D) FAIR	3.2	6	17	35	32	9	0
E) RECOMMEND	2.9	18	18	30	24	9	0
F) WORKLOAD	2.6	2	2	39	50	8	0
EXP. GRADE	3.1						3

COURSE: MGT 240
PROF: HEMMETER
RESPONSE: 28 OUT OF 94 (30%)

QUESTIONS:	AVG	REPORTED IN PERCENTS					
		SD (1)	D (2)	U (3)	A (4)	SA (5)	NA
A) PREPARED	3.5	11	7	21	46	14	0
B) CLEAR	3.6	4	11	21	46	18	0
C) CONCERN	3.2	11	14	36	21	18	0
D) FAIR	3.8	0	0	39	39	21	0
E) RECOMMEND	3.5	11	11	18	36	25	0
F) WORKLOAD	2.8	4	29	54	11	4	0
EXP. GRADE	3.4						0

COURSE: MGT 352
PROF: WASIKOWSKI
RESPONSE: 8 OUT OF 38 (21%)

QUESTIONS:	AVG	REPORTED IN PERCENTS					
		SD (1)	D (2)	U (3)	A (4)	SA (5)	NA
A) PREPARED	4.5	0	0	0	50	50	0
B) CLEAR	4.1	0	0	25	38	38	0
C) CONCERN	4.4	0	0	0	63	38	0
D) FAIR	4.1	0	0	13	63	25	0
E) RECOMMEND	3.9	0	0	0	38	25	0
F) WORKLOAD	3.3	0	13	50	38	0	0
EXP. GRADE	3.1						0

COURSE: MGT 363
PROF: BEAUCHAMP
RESPONSE: 17 OUT OF 68 (25%)

QUESTIONS:	AVG	REPORTED IN PERCENTS					
		SD (1)	D (2)	U (3)	A (4)	SA (5)	NA
A) PREPARED	4.1	0	6	6	59	29	0
B) CLEAR	4.0	0	6	6	71	18	0
C) CONCERN	3.7	6	0	29	47	18	0
D) FAIR	3.6	0	6	29	59	6	0
E) RECOMMEND	4.0	0	6	12	59	24	0
F) WORKLOAD	3.6	0	6	29	55	0	0
EXP. GRADE	3.2						0

COURSE: MGT 363
PROF: EAGAN
RESPONSE: 5 OUT OF 6 (83%)

QUESTIONS:	AVG	REPORTED IN PERCENTS					
		SD (1)	D (2)	U (3)	A (4)	SA (5)	NA
A) PREPARED	3.0	20	20	20	20	20	0
B) CLEAR	3.0	20	20	20	20	20	0
C) CONCERN	2.8	40	0	0	20	20	0
D) FAIR	3.2	20	20	20	0	40	0
E) RECOMMEND	2.0	40	40	0	0	0	0
F) WORKLOAD	4.8	0	0	0	20	80	0
EXP. GRADE	3.2						20

Numerical Equivalents

Statements A-E: Statement F:

1 = Strongly Disagree 1 = Much lighter than average

2 = Disagree 2 = Lighter than average

3 = Undecided 3 = Average

4 = Agree 4 = Heavier than average

5 = Strongly agree 5 = Much heavier than average

MGT
371
MLFR
242

COURSE: MGT 371
PROF: TYSON
RESPONSE: 12 OUT OF 36 (33%)

QUESTIONS:	AVG	REPORTED IN PERCENTS					
		SD (1)	D (2)	U (3)	A (4)	SA (5)	NA
A) PREPARED	4.3	C	0	17	42	42	0
B) CLEAR	4.3	C	0	25	25	50	0
C) CONCERN	4.8	C	0	0	25	75	C
D) FAIR	4.8	C	0	0	25	75	C
E) RECOMMEND	4.8	C	0	0	17	83	0
F) WORKLOAD	3.2	C	0	83	17	0	0
EXP. GRADE	3.5						

COURSE: MGT 453
PROF: SPENCER
RESPONSE: 8 OUT OF 28 (29%)

QUESTIONS:	AVG	REPORTED IN PERCENTS					
		SD (1)	D (2)	U (3)	A (4)	SA (5)	NA
A) PREPARED	4.9	0	C	C	13	88	C
B) CLEAR	4.6	0	0	0	38	63	C
C) CONCERN	4.6	0	0	0	38	63	C
D) FAIR	4.6	C	0	0	38	63	C
E) RECOMMEND	4.9	C	0	0	13	88	C
F) WORKLOAD	3.5	C	0	50	50	C	C
EXP. GRADE	3.5						

COURSE: MGT 465
PROF: FUNTER
RESPONSE: 70 OUT OF 140 (50%)

QUESTIONS:	AVG	REPORTED IN PERCENTS					
		SD (1)	D (2)	U (3)	A (4)	SA (5)	NA
A) PREPARED	4.8	C	C	0	23	77	C
B) CLEAR	4.9	C	C	0	19	81	C
C) CONCERN	4.7	C	3	1	22	73	C
D) FAIR	4.4	C	0	16	24	57	C
E) RECOMMEND	4.8	C	1	0	11	87	C
F) WORKLOAD	3.0	1	20	56	21	1	C
EXP. GRADE	3.6						

FOR: STUDENT GOVERNMENT
BY: FCE COMMITTEE

FACULTY COURSE EVALUATION
UNIVERSITY OF NOTRE DAME

DATE: OCT 5, 1984
SEMESTER: SPRING 1984

COURSE: MGT 472
PROF: WILLIAMS, J.
RESPONSE: 11 OUT OF 22 (50%)

QUESTIONS:	AVG	REPORTED IN PERCENTS					
		SD (1)	D (2)	U (3)	A (4)	SA (5)	NA
A) PREPARED	3.0	9	36	9	36	9	0
B) CLEAR	2.9	27	27	C	18	27	0
C) CONCERN	4.0	9	0	18	27	45	0
D) FAIR	3.5	9	9	27	27	27	0
E) RECOMMEND	2.8	27	18	18	18	18	0
F) WORKLOAD	4.3	0	0	18	36	45	0
EXP. GRADE	3.0						

COURSE: MLFR102
PROF: HAIDER
RESPONSE: 5 OUT OF 24 (21%)

QUESTIONS:	AVG	REPORTED IN PERCENTS					
		SD (1)	D (2)	U (3)	A (4)	SA (5)	NA
A) PREPARED	3.8	0	0	40	40	20	0
B) CLEAR	3.6	0	20	0	80	C	C
C) CONCERN	3.4	C	0	60	40	C	C
D) FAIR	4.0	0	0	0	100	C	C
E) RECOMMEND	3.8	C	0	20	80	C	C
F) WORKLOAD	2.8	C	40	40	20	C	C
EXP. GRADE	3.2						

COURSE: MLFR116
PROF: ASFAHANI
RESPONSE: 11 OUT OF 37 (30%)

QUESTIONS:	AVG	REPORTED IN PERCENTS					
		SD (1)	D (2)	U (3)	A (4)	SA (5)	NA
A) PREPARED	4.0	C	9	9	55	27	0
B) CLEAR	3.7	0	9	36	27	27	0
C) CONCERN	3.9	0	0	36	36	27	0
D) FAIR	3.6	0	9	27	55	9	0
E) RECOMMEND	3.5	9	18	18	27	27	0
F) WORKLOAD	3.6	C	9	27	55	9	C
EXP. GRADE	3.1						

COURSE: MLFR122
PROF: DALY
RESPONSE: 35 OUT OF 56 (63%)

QUESTIONS:	AVG	REPORTED IN PERCENTS					
		SD (1)	D (2)	U (3)	A (4)	SA (5)	NA
A) PREPARED	4.3	3	6	0	40	51	0
B) CLEAR	4.0	3	3	17	46	31	0
C) CONCERN	4.2	0	6	11	37	46	0
D) FAIR	4.2	0	6	17	29	49	0
E) RECOMMEND	4.4	C	6	6	29	60	0
F) WORKLOAD	3.3	0	9	54	31	6	0
EXP. GRADE	3.2						6

COURSE: MLFR122
PROF: NENY
RESPONSE: 7 OUT OF 13 (54%)

QUESTIONS:	AVG	REPORTED IN PERCENTS					
		SD (1)	D (2)	U (3)	A (4)	SA (5)	NA
A) PREPARED	3.6	C	14	14	71	C	C
B) CLEAR	3.4	0	29	14	43	14	0
C) CONCERN	3.9	0	0	29	57	14	C
D) FAIR	3.3	C	29	29	29	14	C
E) RECOMMEND	2.9	14	29	29	14	14	C
F) WORKLOAD	3.6	C	0	43	57	C	C
EXP. GRADE	3.3						

COURSE: MLFR122
PROF: PARNELL
RESPONSE: 9 OUT OF 22 (41%)

QUESTIONS:	AVG	REPORTED IN PERCENTS					
		SD (1)	D (2)	U (3)	A (4)	SA (5)	NA
A) PREPARED	3.0	11	33	11	33	11	0
B) CLEAR	2.2	44	11	22	22	0	0
C) CONCERN	3.4	11	11	22	33	22	C
D) FAIR	3.0	22	11	22	33	11	C
E) RECOMMEND	2.9	22	11	22	44	C	C
F) WORKLOAD	3.3	0	22	22	56	C	C
EXP. GRADE	3.3						

COURSE: MLFR122
PROF: POCKOCK
RESPONSE: 13 OUT OF 34 (38%)

QUESTIONS:	AVG	REPORTED IN PERCENTS					
		SD (1)	D (2)	U (3)	A (4)	SA (5)	NA
A) PREPARED	4.3	0	0	8	54	38	0
B) CLEAR	4.2	C	8	8	46	38	0
C) CONCERN	3.0	8	15	46	31	0	0
D) FAIR	3.6	0	8	31	54	8	0
E) RECOMMEND	2.9	8	23	46	15	8	0
F) WORKLOAD	3.5	C	0	69	15	15	0
EXP. GRADE	3.2						8

COURSE: MLFR122
PROF: VRCMAN
RESPONSE: 5 OUT OF 18 (28%)

QUESTIONS:	AVG	REPORTED IN PERCENTS					
		SD (1)	D (2)	U (3)	A (4)	SA (5)	NA
A) PREPARED	3.8	C	0	40	40	20	0
B) CLEAR	2.8	0	40	40	20	C	C
C) CONCERN	4.2	0	0	20	40	40	C
D) FAIR	4.4	0	0	0	60	40	C
E) RECOMMEND	3.0	20	20	20	20	20	C
F) WORKLOAD	2.6	0	60	20	20	C	C
EXP. GRADE	3.4						

COURSE: MLFR242
PROF: PARNELL
RESPONSE: 5 OUT OF 17 (29%)

QUESTIONS:	AVG	REPORTED IN PERCENTS					
		SD (1)	D (2)	U (3)	A (4)	SA (5)	NA
A) PREPARED	3.4	0	20	20	60	C	C
B) CLEAR	2.8	20	20	20	40	0	0
C) CONCERN	3.4	C	20	40	20	20	0
D) FAIR	3.6	0	20	C	80	C	0
E) RECOMMEND	3.2	20	20	0	40	20	0
F) WORKLOAD	2.6	20	C	80	C	0	0
EXP. GRADE	3.3						

Numerical Equivalents
Statements A-E: Statement F:
1 = Strongly Disagree 1 = Much lighter than average
2 = Disagree 2 = Lighter than average
3 = Undecided 3 = Average
4 = Agree 4 = Heavier than average
5 = Strongly agree 5 = Much heavier than average

MLFR
310

MLRU
325

FOR: STUDENT GOVERNMENT
BY: FCE COMMITTEE

FACULTY COURSE EVALUATION
UNIVERSITY OF NOTRE DAME

DATE: OCT 5, 1982
SEMESTER: SPRING 1982

COURSE: MLFR310
PROF: PARNELL
RESPONSE: 4 OUT OF 10 (40%)

QUESTIONS:	AVG	REPORTED IN PERCENTS						
		SD	D	U	A	SA	NA	
A) PREPARED	3.3	0	25	25	50	0	0	
B) CLEAR	3.3	0	25	25	50	0	0	
C) CONCERN	4.3	0	0	0	75	25	0	
D) FAIR	3.5	0	50	0	0	50	0	
E) RECOMMEND	3.8	0	25	0	50	25	0	
F) WORKLOAD	3.5	0	25	25	25	25	0	
EXP. GRADE	3.3						25	

COURSE: MLGR102
PROF: HESS
RESPONSE: 11 OUT OF 21 (52%)

QUESTIONS:	AVG	REPORTED IN PERCENTS						
		SD	D	U	A	SA	NA	
A) PREPARED	3.0	0	45	9	45	0	0	
B) CLEAR	2.9	9	36	9	45	0	0	
C) CONCERN	3.8	0	9	27	36	27	0	
D) FAIR	3.5	0	18	27	36	18	0	
E) RECOMMEND	2.7	27	27	9	18	18	0	
F) WORKLOAD	2.7	0	36	55	9	0	0	
EXP. GRADE	3.0						0	

COURSE: MLGR112
PROF: WIMMER
RESPONSE: 8 OUT OF 15 (53%)

QUESTIONS:	AVG	REPORTED IN PERCENTS						
		SD	D	U	A	SA	NA	
A) PREPARED	4.9	0	0	0	13	88	0	
B) CLEAR	4.9	0	0	0	13	88	0	
C) CONCERN	4.9	0	0	0	13	88	0	
D) FAIR	4.8	0	0	0	25	75	0	
E) RECOMMEND	5.0	0	0	0	0	100	0	
F) WORKLOAD	3.6	0	13	13	75	0	0	
EXP. GRADE	3.4						0	

COURSE: MLGR116
PROF: MAYR
RESPONSE: 15 OUT OF 36 (42%)

QUESTIONS:	AVG	REPORTED IN PERCENTS						
		SD	D	U	A	SA	NA	
A) PREPARED	4.6	0	0	0	40	53	7	
B) CLEAR	4.3	0	0	13	40	40	7	
C) CONCERN	4.5	0	0	7	33	53	7	
D) FAIR	4.2	7	0	7	33	47	7	
E) RECOMMEND	4.3	7	7	0	20	60	7	
F) WORKLOAD	2.9	7	13	60	7	7	7	
EXP. GRADE	3.4						0	

COURSE: MLGR122
PROF: KLAWITER
RESPONSE: 17 OUT OF 40 (43%)

QUESTIONS:	AVG	REPORTED IN PERCENTS						
		SD	D	U	A	SA	NA	
A) PREPARED	4.4	0	0	12	35	53	0	
B) CLEAR	4.0	0	12	12	41	35	0	
C) CONCERN	4.6	6	0	0	18	76	0	
D) FAIR	4.5	0	0	0	47	53	0	
E) RECOMMEND	4.5	0	6	6	24	65	0	
F) WORKLOAD	2.6	0	41	59	0	0	0	
EXP. GRADE	3.3						0	

COURSE: MLGR122
PROF: WIMMER
RESPONSE: 9 OUT OF 14 (64%)

QUESTIONS:	AVG	REPORTED IN PERCENTS						
		SD	D	U	A	SA	NA	
A) PREPARED	4.9	0	0	0	11	89	0	
B) CLEAR	4.7	0	0	0	33	67	0	
C) CONCERN	4.6	0	0	11	22	67	0	
D) FAIR	4.3	0	0	11	44	44	0	
E) RECOMMEND	4.7	0	0	0	33	67	0	
F) WORKLOAD	4.0	0	0	44	11	44	0	
EXP. GRADE	3.4						0	

COURSE: MLGR313
PROF: WIMMER
RESPONSE: 4 OUT OF 10 (40%)

QUESTIONS:	AVG	REPORTED IN PERCENTS						
		SD	D	U	A	SA	NA	
A) PREPARED	5.0	0	0	0	0	75	25	
B) CLEAR	4.7	0	0	0	25	50	25	
C) CONCERN	3.7	0	25	0	25	25	25	
D) FAIR	4.3	0	0	25	0	50	25	
E) RECOMMEND	4.7	0	0	0	25	50	25	
F) WORKLOAD	3.3	0	0	50	25	0	25	
EXP. GRADE	3.5						0	

COURSE: MLGR490
PROF: HELLER
RESPONSE: 5 OUT OF 14 (36%)

QUESTIONS:	AVG	REPORTED IN PERCENTS						
		SD	D	U	A	SA	NA	
A) PREPARED	4.4	0	0	0	60	40	0	
B) CLEAR	4.4	0	0	0	60	40	0	
C) CONCERN	4.8	0	0	0	20	80	0	
D) FAIR	5.0	0	0	0	0	100	0	
E) RECOMMEND	5.0	0	0	0	0	100	0	
F) WORKLOAD	4.2	0	0	20	40	40	0	
EXP. GRADE	3.3						0	

COURSE: ML1102
PROF: WELLE
RESPONSE: 9 OUT OF 14 (64%)

QUESTIONS:	AVG	REPORTED IN PERCENTS						
		SD	D	U	A	SA	NA	
A) PREPARED	4.6	0	0	0	44	56	0	
B) CLEAR	4.7	0	0	0	33	67	0	
C) CONCERN	4.7	0	0	0	33	67	0	
D) FAIR	4.4	0	0	11	33	56	0	
E) RECOMMEND	4.8	0	0	0	22	78	0	
F) WORKLOAD	3.7	0	0	44	44	11	0	
EXP. GRADE	3.2						0	

COURSE: MLRU102
PROF: MARULLO
RESPONSE: 12 OUT OF 23 (52%)

QUESTIONS:	AVG	REPORTED IN PERCENTS						
		SD	D	U	A	SA	NA	
A) PREPARED	4.6	0	0	8	25	67	0	
B) CLEAR	4.3	0	0	8	33	50	0	
C) CONCERN	5.0	0	0	0	0	100	0	
D) FAIR	4.6	0	0	17	8	75	0	
E) RECOMMEND	4.8	0	0	0	0	92	0	
F) WORKLOAD	4.8	0	0	0	17	83	0	
EXP. GRADE	3.6						0	

COURSE: MLRU102
PROF: RUDOLIS
RESPONSE: 11 OUT OF 20 (55%)

QUESTIONS:	AVG	REPORTED IN PERCENTS						
		SD	D	U	A	SA	NA	
A) PREPARED	4.0	9	0	0	64	27	0	
B) CLEAR	4.2	0	0	0	64	27	0	
C) CONCERN	4.7	0	0	0	27	73	0	
D) FAIR	4.7	0	0	0	9	82	0	
E) RECOMMEND	4.4	0	0	18	27	55	0	
F) WORKLOAD	3.1	9	18	36	27	9	0	
EXP. GRADE	3.6						0	

COURSE: MLRU325
PROF: GATTO
RESPONSE: 16 OUT OF 30 (53%)

QUESTIONS:	AVG	REPORTED IN PERCENTS						
		SD	D	U	A	SA	NA	
A) PREPARED	4.0	6	0	19	38	38	0	
B) CLEAR	4.2	6	0	0	56	38	0	
C) CONCERN	4.3	6	0	0	44	50	0	
D) FAIR	4.5	0	0	6	38	50	6	
E) RECOMMEND	4.5	6	0	0	25	69	0	
F) WORKLOAD	2.8	13	38	31	0	19	0	
EXP. GRADE	3.7						0	

Numerical Equivalents
Statements A-E: 1 = Strongly Disagree, 2 = Disagree, 3 = Undecided, 4 = Agree, 5 = Strongly agree
Statement F: 1 = Much lighter than average, 2 = Lighter than average, 3 = Average, 4 = Heavier than average, 5 = Much heavier than average

MLSP
102
PHIL
101

COURSE: MLSP102		PROF: RAUMAN						
RESPONSE: 11 OUT OF 52 (21%)								
QUESTIONS:	AVG	REPORTED IN PERCENTS						NA
		SD (1)	D (2)	U (3)	A (4)	SA (5)		
A) PREPARED	4.1	0	0	0	91	9	0	0
B) CLEAR	4.2	0	0	0	82	18	0	0
C) CONCERN	4.8	0	0	0	18	82	0	0
D) FAIR	4.6	0	0	0	26	64	0	0
E) RECOMMEND	4.7	0	0	0	27	73	0	0
F) WORKLOAD	3.1	0	18	55	27	0	0	0
EXP. GRADE	3.5							

COURSE: MLSP102		PROF: IACCNA						
RESPONSE: 11 OUT OF 25 (44%)								
QUESTIONS:	AVG	REPORTED IN PERCENTS						NA
		SD (1)	D (2)	U (3)	A (4)	SA (5)		
A) PREPARED	3.9	0	9	18	45	27	0	0
B) CLEAR	3.9	0	9	18	45	27	0	0
C) CONCERN	3.7	9	0	36	18	36	0	0
D) FAIR	3.9	9	0	9	55	27	0	0
E) RECOMMEND	3.4	9	18	27	18	27	0	0
F) WORKLOAD	3.5	0	9	45	36	9	0	0
EXP. GRADE	2.6							

COURSE: MLSP116		PROF: COATS						
RESPONSE: 30 OUT OF 62 (48%)								
QUESTIONS:	AVG	REPORTED IN PERCENTS						NA
		SD (1)	D (2)	U (3)	A (4)	SA (5)		
A) PREPARED	4.0	0	3	17	60	20	0	0
B) CLEAR	3.9	0	10	13	53	23	0	0
C) CONCERN	4.3	0	0	7	43	47	0	0
D) FAIR	4.1	0	3	13	57	27	0	0
E) RECOMMEND	4.1	0	10	10	40	40	0	0
F) WORKLOAD	3.0	0	20	63	13	3	0	0
EXP. GRADE	3.4							

COURSE: MLSP116		PROF: RICHARDSON						
RESPONSE: 18 OUT OF 30 (60%)								
QUESTIONS:	AVG	REPORTED IN PERCENTS						NA
		SD (1)	D (2)	U (3)	A (4)	SA (5)		
A) PREPARED	2.1	39	33	6	11	6	6	0
B) CLEAR	3.3	17	6	28	22	22	6	0
C) CONCERN	3.9	0	11	28	22	39	0	0
D) FAIR	3.7	11	11	11	28	39	0	0
E) RECOMMEND	3.4	17	22	0	28	33	0	0
F) WORKLOAD	2.3	28	22	44	6	0	0	0
EXP. GRADE	3.1							

COURSE: MLSP122		PROF: AMRIKS, C.						
RESPONSE: 10 OUT OF 15 (67%)								
QUESTIONS:	AVG	REPORTED IN PERCENTS						NA
		SD (1)	D (2)	U (3)	A (4)	SA (5)		
A) PREPARED	4.3	0	0	20	30	50	0	0
B) CLEAR	4.4	0	0	10	40	50	0	0
C) CONCERN	4.3	0	0	20	30	50	0	0
D) FAIR	4.3	0	0	10	50	40	0	0
E) RECOMMEND	4.3	0	0	20	30	50	0	0
F) WORKLOAD	3.6	0	10	30	50	10	0	0
EXP. GRADE	3.4							

COURSE: MLSP122		PROF: DELGADO						
RESPONSE: 19 OUT OF 53 (36%)								
QUESTIONS:	AVG	REPORTED IN PERCENTS						NA
		SD (1)	D (2)	U (3)	A (4)	SA (5)		
A) PREPARED	3.9	0	5	21	47	26	0	0
B) CLEAR	4.2	0	0	5	68	26	0	0
C) CONCERN	4.3	0	11	11	16	63	0	0
D) FAIR	4.5	0	0	11	32	58	0	0
E) RECOMMEND	4.7	0	5	5	0	89	0	0
F) WORKLOAD	3.0	5	11	63	21	0	0	0
EXP. GRADE	3.3							

FOR: STUDENT GOVERNMENT
BY: FCF COMMITTEE

FACULTY COURSE EVALUATION
UNIVERSITY OF NOTRE DAME

DATE: OCT 5, 1984
SEMESTER: SPRING 1984

COURSE: MLSP122		PROF: DOYLE						
RESPONSE: 20 OUT OF 46 (43%)								
QUESTIONS:	AVG	REPORTED IN PERCENTS						NA
		SD (1)	D (2)	U (3)	A (4)	SA (5)		
A) PREPARED	4.9	0	0	0	15	85	0	0
B) CLEAR	4.6	0	0	0	35	60	0	0
C) CONCERN	4.0	10	0	15	30	45	0	0
D) FAIR	4.3	0	10	5	35	50	0	0
E) RECOMMEND	4.4	5	5	5	15	70	0	0
F) WORKLOAD	3.5	0	5	50	40	5	0	0
EXP. GRADE	3.3							

COURSE: MLSP122		PROF: FRANCO						
RESPONSE: 5 OUT OF 25 (20%)								
QUESTIONS:	AVG	REPORTED IN PERCENTS						NA
		SD (1)	D (2)	U (3)	A (4)	SA (5)		
A) PREPARED	4.8	0	0	0	20	80	0	0
B) CLEAR	4.2	0	20	0	20	60	0	0
C) CONCERN	4.6	0	0	0	40	60	0	0
D) FAIR	4.2	0	0	20	40	40	0	0
E) RECOMMEND	4.2	0	0	40	0	60	0	0
F) WORKLOAD	2.6	0	40	60	0	0	0	0
EXP. GRADE	3.9							

COURSE: MLSP122		PROF: WILLIAMS						
RESPONSE: 8 OUT OF 11 (73%)								
QUESTIONS:	AVG	REPORTED IN PERCENTS						NA
		SD (1)	D (2)	U (3)	A (4)	SA (5)		
A) PREPARED	4.5	0	0	13	25	63	0	0
B) CLEAR	4.0	0	0	25	50	25	0	0
C) CONCERN	4.5	0	0	0	50	50	0	0
D) FAIR	4.5	0	0	0	50	50	0	0
E) RECOMMEND	4.5	0	0	13	25	63	0	0
F) WORKLOAD	3.9	0	0	13	88	0	0	0
EXP. GRADE	3.6							

COURSE: MLSP242		PROF: ANACON						
RESPONSE: 9 OUT OF 23 (39%)								
QUESTIONS:	AVG	REPORTED IN PERCENTS						NA
		SD (1)	D (2)	U (3)	A (4)	SA (5)		
A) PREPARED	4.4	0	0	0	56	44	0	0
B) CLEAR	4.3	0	0	11	44	44	0	0
C) CONCERN	4.0	0	11	22	22	44	0	0
D) FAIR	4.6	0	0	22	0	78	0	0
E) RECOMMEND	4.7	0	0	11	11	78	0	0
F) WORKLOAD	3.8	0	0	44	33	22	0	0
EXP. GRADE	3.6							

COURSE: MLSP242		PROF: FELDMAN						
RESPONSE: 8 OUT OF 27 (30%)								
QUESTIONS:	AVG	REPORTED IN PERCENTS						NA
		SD (1)	D (2)	U (3)	A (4)	SA (5)		
A) PREPARED	3.6	13	0	13	63	13	0	0
B) CLEAR	3.1	13	25	13	38	13	0	0
C) CONCERN	4.6	0	0	0	38	63	0	0
D) FAIR	4.6	0	0	0	38	63	0	0
E) RECOMMEND	3.5	25	0	25	0	50	0	0
F) WORKLOAD	3.5	0	25	13	50	13	0	0
EXP. GRADE	3.2							

COURSE: PHIL101		PROF: FOLEY						
RESPONSE: 90 OUT OF 229 (39%)								
QUESTIONS:	AVG	REPORTED IN PERCENTS						NA
		SD (1)	D (2)	U (3)	A (4)	SA (5)		
A) PREPARED	4.8	0	0	0	17	83	0	0
B) CLEAR	4.8	0	0	2	17	81	0	0
C) CONCERN	4.1	0	1	22	46	30	0	0
D) FAIR	4.1	0	0	22	41	36	0	0
E) RECOMMEND	4.7	0	0	2	26	72	0	0
F) WORKLOAD	2.9	0	16	74	10	0	0	0
EXP. GRADE	3.4							

- Numerical Equivalents
- Statements A-E: Statement F:
- 1 = Strongly Disagree
 - 2 = Disagree
 - 3 = Undecided
 - 4 = Agree
 - 5 = Strongly agree
- 1 = Much lighter than average
 - 2 = Lighter than average
 - 3 = Average
 - 4 = Heavier than average
 - 5 = Much heavier than average

PHIL
101

PHIL
203

COURSE: PHIL101		PROF: MCDONALD		RESPONSE: 26 OUT OF 31 (84%)			
QUESTIONS:	AVG	REPORTED IN PERCENTS					NA
		SD (1)	D (2)	U (3)	A (4)	SA (5)	
A) PREPARED	4.5	0	0	4	42	54	0
B) CLEAR	4.3	0	0	12	46	42	0
C) CONCERN	4.5	0	0	0	50	50	0
D) FAIR	4.3	0	0	8	54	38	0
E) RECOMMEND	4.3	0	4	15	31	50	0
F) WORKLOAD	2.9	0	31	46	23	0	0
EXP. GRADE	3.5						4

COURSE: PHIL101		PROF: MELLON		RESPONSE: 18 OUT OF 32 (56%)			
QUESTIONS:	AVG	REPORTED IN PERCENTS					NA
		SD (1)	D (2)	U (3)	A (4)	SA (5)	
A) PREPARED	3.8	0	17	11	50	22	0
B) CLEAR	2.9	17	22	17	39	6	0
C) CONCERN	4.1	0	6	11	50	33	0
D) FAIR	4.1	6	6	11	33	44	0
E) RECOMMEND	3.6	17	11	11	17	44	0
F) WORKLOAD	2.9	6	22	44	28	0	0
EXP. GRADE	3.4						0

COURSE: PHIL101		PROF: SOLOMON		RESPONSE: 67 OUT OF 188 (36%)			
QUESTIONS:	AVG	REPORTED IN PERCENTS					NA
		SD (1)	D (2)	U (3)	A (4)	SA (5)	
A) PREPARED	4.3	0	3	12	40	45	0
B) CLEAR	3.9	1	13	9	46	30	0
C) CONCERN	3.9	1	4	22	46	25	0
D) FAIR	4.2	0	1	10	54	34	0
E) RECOMMEND	4.0	1	6	19	39	34	0
F) WORKLOAD	3.2	0	10	61	27	1	0
EXP. GRADE	3.2						0

FOR: STUDENT GOVERNMENT
BY: FCE COMMITTEE

FACULTY COURSE EVALUATION
UNIVERSITY OF NOTRE DAME

DATE: OCT 5, 1984
SEMESTER: SPRING 1984

COURSE: PHIL101		PROF: STERN		RESPONSE: 16 OUT OF 30 (53%)			
QUESTIONS:	AVG	REPORTED IN PERCENTS					NA
		SD (1)	D (2)	U (3)	A (4)	SA (5)	
A) PREPARED	3.4	0	25	25	38	13	0
B) CLEAR	2.9	6	19	56	13	6	0
C) CONCERN	4.0	0	0	25	50	25	0
D) FAIR	4.1	0	0	6	75	19	0
E) RECOMMEND	2.8	19	19	28	19	6	0
F) WORKLOAD	2.8	0	25	65	6	0	0
EXP. GRADE	3.0						0

COURSE: PHIL195		PROF: GUTTING		RESPONSE: 12 OUT OF 38 (32%)			
QUESTIONS:	AVG	REPORTED IN PERCENTS					NA
		SD (1)	D (2)	U (3)	A (4)	SA (5)	
A) PREPARED	4.6	0	0	0	42	58	0
B) CLEAR	4.3	0	0	17	33	50	0
C) CONCERN	4.0	0	8	25	25	42	0
D) FAIR	3.9	0	0	33	42	25	0
E) RECOMMEND	4.3	0	0	8	50	42	0
F) WORKLOAD	3.3	0	0	67	33	0	0
EXP. GRADE	3.6						0

COURSE: PHIL201		PROF: BOBICK		RESPONSE: 19 OUT OF 52 (37%)			
QUESTIONS:	AVG	REPORTED IN PERCENTS					NA
		SD (1)	D (2)	U (3)	A (4)	SA (5)	
A) PREPARED	4.7	0	0	0	32	68	0
B) CLEAR	3.9	0	11	5	68	16	0
C) CONCERN	4.3	0	0	16	37	47	0
D) FAIR	4.4	0	0	5	47	47	0
E) RECOMMEND	4.5	0	5	11	11	74	0
F) WORKLOAD	2.3	37	16	32	16	0	0
EXP. GRADE	3.5						0

COURSE: PHIL201		PROF: MORRIS		RESPONSE: 40 OUT OF 94 (43%)			
QUESTIONS:	AVG	REPORTED IN PERCENTS					NA
		SD (1)	D (2)	U (3)	A (4)	SA (5)	
A) PREPARED	4.8	0	3	3	10	85	0
B) CLEAR	4.7	0	0	3	23	75	0
C) CONCERN	4.6	0	0	8	30	63	0
D) FAIR	4.5	0	0	13	28	60	0
E) RECOMMEND	5.0	0	0	0	3	98	0
F) WORKLOAD	2.4	10	43	45	3	0	0
EXP. GRADE	3.7						3

COURSE: PHIL201		PROF: SAYRE		RESPONSE: 21 OUT OF 65 (32%)			
QUESTIONS:	AVG	REPORTED IN PERCENTS					NA
		SD (1)	D (2)	U (3)	A (4)	SA (5)	
A) PREPARED	4.7	0	0	5	24	71	0
B) CLEAR	4.3	0	5	10	38	48	0
C) CONCERN	4.2	0	0	14	52	33	0
D) FAIR	4.3	0	0	5	57	38	0
E) RECOMMEND	4.3	0	5	14	24	57	0
F) WORKLOAD	3.2	0	0	81	19	0	0
EXP. GRADE	3.4						0

COURSE: PHIL201		PROF: STERN		RESPONSE: 7 OUT OF 22 (32%)			
QUESTIONS:	AVG	REPORTED IN PERCENTS					NA
		SD (1)	D (2)	U (3)	A (4)	SA (5)	
A) PREPARED	2.9	14	43	0	29	14	0
B) CLEAR	2.6	29	29	14	14	14	0
C) CONCERN	3.6	0	29	0	57	14	0
D) FAIR	3.7	0	14	14	57	14	0
E) RECOMMEND	2.6	43	0	29	14	14	0
F) WORKLOAD	2.6	0	57	29	14	0	0
EXP. GRADE	3.1						0

COURSE: PHIL203		PROF: FLINT		RESPONSE: 18 OUT OF 64 (28%)			
QUESTIONS:	AVG	REPORTED IN PERCENTS					NA
		SD (1)	D (2)	U (3)	A (4)	SA (5)	
A) PREPARED	4.1	0	11	6	50	33	0
B) CLEAR	3.8	6	0	17	61	17	0
C) CONCERN	3.3	0	11	50	39	0	0
D) FAIR	3.2	0	17	44	39	0	0
E) RECOMMEND	2.6	17	28	39	17	0	0
F) WORKLOAD	3.5	0	22	17	50	11	0
EXP. GRADE	3.2						0

COURSE: PHIL203		PROF: KIRKHAM		RESPONSE: 17 OUT OF 55 (31%)			
QUESTIONS:	AVG	REPORTED IN PERCENTS					NA
		SD (1)	D (2)	U (3)	A (4)	SA (5)	
A) PREPARED	4.1	6	0	0	65	29	0
B) CLEAR	3.4	6	12	24	59	0	0
C) CONCERN	2.6	18	29	24	29	0	0
D) FAIR	2.8	18	24	18	41	0	0
E) RECOMMEND	2.4	18	41	24	18	0	0
F) WORKLOAD	2.8	6	12	82	0	0	0
EXP. GRADE	3.2						0

COURSE: PHIL203		PROF: WETTSTEIN		RESPONSE: 25 OUT OF 112 (22%)			
QUESTIONS:	AVG	REPORTED IN PERCENTS					NA
		SD (1)	D (2)	U (3)	A (4)	SA (5)	
A) PREPARED	4.0	0	8	20	36	36	0
B) CLEAR	3.8	4	16	4	52	24	0
C) CONCERN	4.3	0	0	8	52	40	0
D) FAIR	4.4	0	0	8	48	44	0
E) RECOMMEND	4.2	4	4	8	40	44	0
F) WORKLOAD	2.6	12	28	52	8	0	0
EXP. GRADE	3.7						0

Numerical Equivalents
Statements A-E:
1 = Strongly Disagree
2 = Disagree
3 = Undecided
4 = Agree
5 = Strongly agree

Statement F:
1 = Much lighter than average
2 = Lighter than average
3 = Average
4 = Heavier than average
5 = Much heavier than average

PHIL
221

PHIL
251

FOR: STUDENT GOVERNMENT
BY: FCE COMMITTEE

FACULTY COURSE EVALUATION
UNIVERSITY OF NOTRE DAME

DATE: OCT 5, 1984
SEMESTER: SPRING 1984

COURSE: PHIL221
PROF: WEIHER
RESPONSE: 14 OUT OF 48 (29%)

QUESTIONS:	AVG	REPORTED IN PERCENTS					
		SD	D	U	A	SA	NA
A) PREPARED	3.6	0	14	29	36	21	0
B) CLEAR	2.6	7	36	50	7	0	0
C) CONCERN	3.0	7	29	21	43	0	0
D) FAIR	3.0	7	21	36	36	0	0
E) RECOMMEND	2.6	36	7	29	21	7	0
F) WORKLOAD	2.4	14	50	29	0	7	0
EXP. GRADE	3.2						14

COURSE: PHIL222
PROF: CROSSON
RESPONSE: 10 OUT OF 35 (29%)

QUESTIONS:	AVG	REPORTED IN PERCENTS					
		SD	D	U	A	SA	NA
A) PREPARED	4.1	10	0	10	30	50	0
B) CLEAR	4.4	0	0	10	40	50	0
C) CONCERN	4.4	0	0	10	40	50	0
D) FAIR	4.1	0	10	10	40	40	0
E) RECOMMEND	4.4	0	10	0	30	60	0
F) WORKLOAD	2.9	0	10	90	0	0	0
EXP. GRADE	3.3						0

COURSE: PHIL222
PROF: WATSON
RESPONSE: 19 OUT OF 33 (58%)

QUESTIONS:	AVG	REPORTED IN PERCENTS					
		SD	D	U	A	SA	NA
A) PREPARED	3.9	0	11	11	58	21	0
B) CLEAR	3.2	5	21	32	32	11	0
C) CONCERN	3.9	0	0	21	68	11	0
D) FAIR	3.9	0	0	16	74	11	0
E) RECOMMEND	3.8	5	0	26	42	26	0
F) WORKLOAD	2.8	0	26	68	5	0	0
EXP. GRADE	3.1						5

COURSE: PHIL223
PROF: REITH
RESPONSE: 12 OUT OF 54 (22%)

QUESTIONS:	AVG	REPORTED IN PERCENTS					
		SD	D	U	A	SA	NA
A) PREPARED	3.9	0	8	17	50	25	0
B) CLEAR	3.7	0	17	25	33	25	0
C) CONCERN	4.8	0	0	0	25	75	0
D) FAIR	4.8	0	0	0	25	75	0
E) RECOMMEND	4.2	0	0	33	17	50	0
F) WORKLOAD	2.2	33	17	50	0	0	0
EXP. GRADE	3.6						8

COURSE: PHIL232
PROF: KOURANY
RESPONSE: 11 OUT OF 29 (38%)

QUESTIONS:	AVG	REPORTED IN PERCENTS					
		SD	D	U	A	SA	NA
A) PREPARED	4.6	0	0	0	36	64	0
B) CLEAR	4.3	0	0	9	55	36	0
C) CONCERN	4.6	0	0	0	36	64	0
D) FAIR	4.6	0	0	0	36	64	0
E) RECOMMEND	4.5	0	0	9	27	64	0
F) WORKLOAD	3.1	0	9	73	18	0	0
EXP. GRADE	3.6						0

COURSE: PHIL241
PROF: DEPAUL
RESPONSE: 11 OUT OF 34 (32%)

QUESTIONS:	AVG	REPORTED IN PERCENTS					
		SD	D	U	A	SA	NA
A) PREPARED	3.4	9	18	9	55	9	0
B) CLEAR	2.6	9	45	27	9	9	0
C) CONCERN	3.4	0	9	64	9	18	0
D) FAIR	3.6	0	9	45	18	27	0
E) RECOMMEND	2.7	27	9	36	18	9	0
F) WORKLOAD	3.3	0	18	36	45	0	0
EXP. GRADE	3.1						0

COURSE: PHIL243
PROF: SOLCOMB
RESPONSE: 14 OUT OF 51 (27%)

QUESTIONS:	AVG	REPORTED IN PERCENTS					
		SD	D	U	A	SA	NA
A) PREPARED	4.1	0	0	14	57	29	0
B) CLEAR	3.9	0	0	21	64	14	0
C) CONCERN	4.0	0	0	14	71	14	0
D) FAIR	3.7	0	7	21	64	7	0
E) RECOMMEND	4.1	0	7	14	36	43	0
F) WORKLOAD	3.1	7	7	57	29	0	0
EXP. GRADE	3.2						0

COURSE: PHIL243
PROF: WACHSBERG
RESPONSE: 12 OUT OF 30 (40%)

QUESTIONS:	AVG	REPORTED IN PERCENTS					
		SD	D	U	A	SA	NA
A) PREPARED	4.1	0	8	8	50	33	0
B) CLEAR	3.7	8	17	0	50	25	0
C) CONCERN	3.4	8	17	17	42	17	0
D) FAIR	4.2	0	8	8	42	42	0
E) RECOMMEND	3.5	25	0	0	50	25	0
F) WORKLOAD	2.9	8	17	58	8	8	0
EXP. GRADE	3.1						0

COURSE: PHIL244
PROF: ROBINSON, J.
RESPONSE: 32 OUT OF 112 (29%)

QUESTIONS:	AVG	REPORTED IN PERCENTS					
		SD	D	U	A	SA	NA
A) PREPARED	4.6	3	0	3	25	69	0
B) CLEAR	4.3	3	3	6	31	56	0
C) CONCERN	4.3	3	3	6	38	50	0
D) FAIR	4.4	3	0	6	38	53	0
E) RECOMMEND	4.6	3	0	0	28	69	0
F) WORKLOAD	3.1	0	13	43	25	0	0
EXP. GRADE	3.3						0

COURSE: PHIL246
PROF: KESSLER
RESPONSE: 27 OUT OF 77 (35%)

QUESTIONS:	AVG	REPORTED IN PERCENTS					
		SD	D	U	A	SA	NA
A) PREPARED	4.4	0	0	11	41	48	0
B) CLEAR	4.3	0	0	11	44	44	0
C) CONCERN	4.4	0	0	4	48	48	0
D) FAIR	4.5	0	0	4	41	56	0
E) RECOMMEND	4.5	0	4	7	22	67	0
F) WORKLOAD	2.2	15	48	30	4	0	0
EXP. GRADE	3.8						0

COURSE: PHIL246
PROF: KOLB
RESPONSE: 20 OUT OF 81 (25%)

QUESTIONS:	AVG	REPORTED IN PERCENTS					
		SD	D	U	A	SA	NA
A) PREPARED	4.3	5	0	0	50	45	0
B) CLEAR	3.9	5	0	10	70	15	0
C) CONCERN	4.2	0	0	10	50	35	0
D) FAIR	4.4	0	0	0	50	45	0
E) RECOMMEND	4.4	5	0	0	40	55	0
F) WORKLOAD	2.7	5	25	65	5	0	0
EXP. GRADE	3.6						5

COURSE: PHIL251
PROF: SMALLRY
RESPONSE: 10 OUT OF 30 (33%)

QUESTIONS:	AVG	REPORTED IN PERCENTS					
		SD	D	U	A	SA	NA
A) PREPARED	2.6	20	30	20	30	0	0
B) CLEAR	2.8	10	20	50	20	0	0
C) CONCERN	4.4	0	0	0	60	40	0
D) FAIR	4.2	0	0	10	60	30	0
E) RECOMMEND	3.5	10	0	20	70	0	0
F) WORKLOAD	3.1	0	10	70	20	0	0
EXP. GRADE	3.1						0

Numerical Equivalents
Statements A-E:
1 = Strongly Disagree
2 = Disagree
3 = Undecided
4 = Agree
5 = Strongly agree

Statement F:
1 = Much lighter than average
2 = Lighter than average
3 = Average
4 = Heavier than average
5 = Much heavier than average

PHIL
261

PHYS
202

COURSE: PHIL261		RESPONSE: 41 OUT OF 168 (24%)						
QUESTIONS:	AVG	REPORTED IN PERCENTS						NA
		SD (1)	D (2)	U (3)	A (4)	SA (5)		
A) PREPARED	4.5	0	2	7	32	59	0	0
B) CLEAR	3.9	2	10	17	39	32	0	0
C) CONCERN	4.1	0	5	22	34	37	2	0
D) FAIR	4.3	0	0	22	29	49	0	0
E) RECOMMEND	4.2	5	2	15	22	56	0	0
F) WORKLOAD	1.8	49	29	15	7	0	0	0
EXP. GRADE	3.5							2

COURSE: PHIL265		RESPONSE: 10 OUT OF 42 (24%)						
QUESTIONS:	AVG	REPORTED IN PERCENTS						NA
		SD (1)	D (2)	U (3)	A (4)	SA (5)		
A) PREPARED	3.6	10	20	20	0	50	0	0
B) CLEAR	3.6	10	20	20	0	50	0	0
C) CONCERN	4.8	0	0	0	20	80	0	0
D) FAIR	4.8	0	0	0	20	80	0	0
E) RECOMMEND	4.0	10	10	0	30	50	0	0
F) WORKLOAD	2.9	0	20	70	10	0	0	0
EXP. GRADE	3.4							0

COURSE: PHIL302		RESPONSE: 15 OUT OF 71 (21%)						
QUESTIONS:	AVG	REPORTED IN PERCENTS						NA
		SD (1)	D (2)	U (3)	A (4)	SA (5)		
A) PREPARED	4.7	0	0	7	13	80	0	0
B) CLEAR	4.4	7	0	7	20	67	0	0
C) CONCERN	4.0	0	0	20	60	20	0	0
D) FAIR	4.3	0	0	13	47	40	0	0
E) RECOMMEND	4.3	0	13	0	33	53	0	0
F) WORKLOAD	4.3	0	0	13	47	40	0	0
EXP. GRADE	3.3							0

COURSE: PHIL303		RESPONSE: 5 OUT OF 15 (33%)						
QUESTIONS:	AVG	REPORTED IN PERCENTS						NA
		SD (1)	D (2)	U (3)	A (4)	SA (5)		
A) PREPARED	4.8	0	0	0	20	80	0	0
B) CLEAR	4.2	0	0	20	40	40	0	0
C) CONCERN	3.8	0	0	60	0	40	0	0
D) FAIR	4.4	0	0	0	60	40	0	0
E) RECOMMEND	4.4	0	0	20	20	60	0	0
F) WORKLOAD	4.0	0	0	20	60	20	0	0
EXP. GRADE	3.4							0

COURSE: PHIL439		RESPONSE: 7 OUT OF 22 (32%)						
QUESTIONS:	AVG	REPORTED IN PERCENTS						NA
		SD (1)	D (2)	U (3)	A (4)	SA (5)		
A) PREPARED	3.9	14	14	0	14	57	0	0
B) CLEAR	3.6	14	0	29	29	29	0	0
C) CONCERN	4.1	0	0	14	57	29	0	0
D) FAIR	4.0	0	14	0	57	29	0	0
E) RECOMMEND	4.4	0	0	0	57	43	0	0
F) WORKLOAD	3.3	0	29	43	0	29	0	0
EXP. GRADE	3.2							14

COURSE: PHYS112		RESPONSE: 22 OUT OF 75 (29%)						
QUESTIONS:	AVG	REPORTED IN PERCENTS						NA
		SD (1)	D (2)	U (3)	A (4)	SA (5)		
A) PREPARED	4.5	0	0	9	36	55	0	0
B) CLEAR	3.5	5	23	18	32	23	0	0
C) CONCERN	3.8	0	5	36	32	27	0	0
D) FAIR	4.2	0	0	18	45	36	0	0
E) RECOMMEND	3.6	5	14	27	23	32	0	0
F) WORKLOAD	3.0	0	23	55	23	0	0	0
EXP. GRADE	2.8							0

FOR: STUDENT GOVERNMENT
BY: FCE COMMITTEE

FACULTY COURSE EVALUATION
UNIVERSITY OF NOTRE DAME

DATE: OCT 5, 1984
SEMESTER: SPRING 1984

COURSE: PHYS128		RESPONSE: 52 OUT OF 168 (31%)						
QUESTIONS:	AVG	REPORTED IN PERCENTS						NA
		SD (1)	D (2)	U (3)	A (4)	SA (5)		
A) PREPARED	3.3	6	21	21	40	12	0	0
B) CLEAR	2.7	13	35	29	17	6	0	0
C) CONCERN	3.3	10	13	27	35	15	0	0
D) FAIR	3.7	4	10	27	35	25	0	0
E) RECOMMEND	2.8	19	27	21	19	13	0	0
F) WORKLOAD	3.5	2	4	44	46	4	0	0
EXP. GRADE	3.2							0

COURSE: PHYS128		RESPONSE: 45 OUT OF 133 (34%)						
QUESTIONS:	AVG	REPORTED IN PERCENTS						NA
		SD (1)	D (2)	U (3)	A (4)	SA (5)		
A) PREPARED	3.2	11	16	22	44	4	2	2
B) CLEAR	2.4	18	40	24	13	2	2	2
C) CONCERN	2.3	27	31	24	16	0	2	2
D) FAIR	2.8	20	16	31	31	0	2	2
E) RECOMMEND	1.9	49	22	16	11	0	2	2
F) WORKLOAD	3.6	0	0	49	40	9	2	2
EXP. GRADE	2.8							0

COURSE: PHYS128		RESPONSE: 64 OUT OF 163 (39%)						
QUESTIONS:	AVG	REPORTED IN PERCENTS						NA
		SD (1)	D (2)	U (3)	A (4)	SA (5)		
A) PREPARED	4.6	0	0	0	36	64	0	0
B) CLEAR	4.5	0	0	2	33	63	0	0
C) CONCERN	4.5	0	0	9	33	58	0	0
D) FAIR	4.5	0	0	6	33	61	0	0
E) RECOMMEND	4.8	0	0	2	17	81	0	0
F) WORKLOAD	3.8	0	0	36	50	13	0	0
EXP. GRADE	3.0							0

COURSE: PHYS202		RESPONSE: 52 OUT OF 129 (40%)						
QUESTIONS:	AVG	REPORTED IN PERCENTS						NA
		SD (1)	D (2)	U (3)	A (4)	SA (5)		
A) PREPARED	3.4	2	23	21	42	12	0	0
B) CLEAR	2.8	12	35	27	19	8	0	0
C) CONCERN	3.3	0	17	40	33	10	0	0
D) FAIR	3.4	0	6	56	35	4	0	0
E) RECOMMEND	2.4	29	29	17	19	6	0	0
F) WORKLOAD	3.2	0	10	65	23	2	0	0
EXP. GRADE	3.0							0

COURSE: PHYS202		RESPONSE: 18 OUT OF 55 (33%)						
QUESTIONS:	AVG	REPORTED IN PERCENTS						NA
		SD (1)	D (2)	U (3)	A (4)	SA (5)		
A) PREPARED	3.6	0	17	33	28	22	0	0
B) CLEAR	2.9	11	22	33	28	6	0	0
C) CONCERN	3.2	0	17	56	22	6	0	0
D) FAIR	3.7	0	0	56	22	22	0	0
E) RECOMMEND	2.8	6	39	28	28	0	0	0
F) WORKLOAD	3.8	0	6	28	44	22	0	0
EXP. GRADE	2.9							0

COURSE: PHYS202		RESPONSE: 45 OUT OF 138 (33%)						
QUESTIONS:	AVG	REPORTED IN PERCENTS						NA
		SD (1)	D (2)	U (3)	A (4)	SA (5)		
A) PREPARED	4.3	0	2	11	38	49	0	0
B) CLEAR	4.2	0	4	11	40	44	0	0
C) CONCERN	4.0	2	4	18	47	29	0	0
D) FAIR	4.0	0	0	29	44	24	0	0
E) RECOMMEND	4.2	0	9	11	36	44	0	0
F) WORKLOAD	3.3	0	4	64	31	0	0	0
EXP. GRADE	3.2							0

Numerical Equivalents
Statements A-E:
1 = Strongly Disagree
2 = Disagree
3 = Undecided
4 = Agree
5 = Strongly agree
Statement F:
1 = Much lighter than average
2 = Lighter than average
3 = Average
4 = Heavier than average
5 = Much heavier than average

PHYS
204

PLS
282

COURSE: PHYS204										
PROF: MIHELICH										
RESPONSE: 5 OUT OF 27 (19%)										
QUESTIONS:	AVG	REPORTED IN PERCENTS								
		SD	D	U	A	SA	NA			
		(1)	(2)	(3)	(4)	(5)				
A) PREPARED	3.8	0	0	20	80	0	0			
B) CLEAR	3.6	0	20	0	80	0	0			
C) CONCERN	4.4	0	0	0	60	40	0			
D) FAIR	4.4	0	0	0	60	40	0			
E) RECOMMEND	3.4	0	20	20	60	0	0			
F) WORKLOAD	2.4	20	40	20	20	0	0			
EXP. GRADE	3.5									

COURSE: PHYS210										
PROF: RETTIG										
RESPONSE: 17 OUT OF 69 (25%)										
QUESTIONS:	AVG	REPORTED IN PERCENTS								
		SD	D	U	A	SA	NA			
		(1)	(2)	(3)	(4)	(5)				
A) PREPARED	4.1	0	12	6	41	41	0			
B) CLEAR	4.1	0	18	0	35	47	0			
C) CONCERN	4.1	0	12	12	35	41	0			
D) FAIR	4.0	6	6	12	35	41	0			
E) RECOMMEND	4.0	12	6	6	24	53	0			
F) WORKLOAD	3.1	6	18	53	12	12	0			
EXP. GRADE	3.6									

COURSE: PHYS222										
PROF: ANTHONY										
RESPONSE: 12 OUT OF 46 (26%)										
QUESTIONS:	AVG	REPORTED IN PERCENTS								
		SD	D	U	A	SA	NA			
		(1)	(2)	(3)	(4)	(5)				
A) PREPARED	3.8	0	8	8	75	8	0			
B) CLEAR	3.0	17	8	33	42	8	0			
C) CONCERN	4.6	0	0	0	42	58	0			
D) FAIR	4.5	0	0	8	33	58	0			
E) RECOMMEND	4.1	0	0	8	42	42	0			
F) WORKLOAD	3.4	0	17	25	58	0	0			
EXP. GRADE	3.4									

FOR: STUDENT GOVERNMENT
BY: FCE COMMITTEE

FACULTY COURSE EVALUATION
UNIVERSITY OF NOTRE DAME

DATE: OCT 5, 1984
SEMESTER: SPRING 1984

COURSE: PHYS222										
PROF: CHAGNON										
RESPONSE: 51 OUT OF 200 (26%)										
QUESTIONS:	AVG	REPORTED IN PERCENTS								
		SD	D	U	A	SA	NA			
		(1)	(2)	(3)	(4)	(5)				
A) PREPARED	4.6	0	0	0	35	65	0			
B) CLEAR	4.0	2	6	14	49	29	0			
C) CONCERN	3.8	6	10	18	35	31	0			
D) FAIR	3.9	0	6	24	41	29	0			
E) RECOMMEND	3.7	4	14	20	31	27	4			
F) WORKLOAD	4.0	0	0	24	49	27	0			
EXP. GRADE	2.9									

COURSE: PHYS234										
PROF: BLACKSTEAD										
RESPONSE: 5 OUT OF 14 (36%)										
QUESTIONS:	AVG	REPORTED IN PERCENTS								
		SD	D	U	A	SA	NA			
		(1)	(2)	(3)	(4)	(5)				
A) PREPARED	3.2	0	0	80	20	0	0			
B) CLEAR	2.6	0	40	60	0	0	0			
C) CONCERN	3.4	0	0	60	40	0	0			
D) FAIR	3.8	0	0	40	40	20	0			
E) RECOMMEND	3.2	0	20	40	40	0	0			
F) WORKLOAD	3.2	0	0	80	20	0	0			
EXP. GRADE	3.4									

COURSE: PHYS401										
PROF: RETTIG										
RESPONSE: 2 OUT OF 9 (22%)										
QUESTIONS:	AVG	REPORTED IN PERCENTS								
		SD	D	U	A	SA	NA			
		(1)	(2)	(3)	(4)	(5)				
A) PREPARED	3.0	0	0	100	0	0	0			
B) CLEAR	2.5	0	50	50	0	0	0			
C) CONCERN	4.5	0	0	0	50	50	0			
D) FAIR	4.5	0	0	0	50	50	0			
E) RECOMMEND	3.5	0	0	50	50	0	0			
F) WORKLOAD	3.0	0	0	100	0	0	0			
EXP. GRADE	4.0									

COURSE: PLS 242										
PROF: POWERS										
RESPONSE: 8 OUT OF 24 (33%)										
QUESTIONS:	AVG	REPORTED IN PERCENTS								
		SD	D	U	A	SA	NA			
		(1)	(2)	(3)	(4)	(5)				
A) PREPARED	4.1	0	0	0	88	13	0			
B) CLEAR	4.1	0	0	13	63	25	0			
C) CONCERN	4.3	0	0	0	75	25	0			
D) FAIR	4.4	0	0	0	63	38	0			
E) RECOMMEND	4.0	0	0	13	75	13	0			
F) WORKLOAD	4.0	0	0	0	100	0	0			
EXP. GRADE	3.4									

COURSE: PLS 242										
PROF: SMITH										
RESPONSE: 12 OUT OF 39 (31%)										
QUESTIONS:	AVG	REPORTED IN PERCENTS								
		SD	D	U	A	SA	NA			
		(1)	(2)	(3)	(4)	(5)				
A) PREPARED	4.8	0	0	0	25	75	0			
B) CLEAR	4.7	0	0	0	33	67	0			
C) CONCERN	4.8	0	0	0	8	83	0			
D) FAIR	4.8	0	0	8	8	83	0			
E) RECOMMEND	4.9	0	0	0	8	92	0			
F) WORKLOAD	3.9	0	0	25	58	17	0			
EXP. GRADE	3.1									

COURSE: PLS 244										
PROF: SLCAN										
RESPONSE: 18 OUT OF 21 (86%)										
QUESTIONS:	AVG	REPORTED IN PERCENTS								
		SD	D	U	A	SA	NA			
		(1)	(2)	(3)	(4)	(5)				
A) PREPARED	4.7	0	0	0	28	72	0			
B) CLEAR	4.3	0	6	6	44	44	0			
C) CONCERN	4.3	6	0	6	39	50	0			
D) FAIR	4.5	0	6	0	33	61	0			
E) RECOMMEND	4.2	6	6	11	22	56	0			
F) WORKLOAD	3.9	0	6	33	28	33	0			
EXP. GRADE	3.2									

COURSE: PLS 248										
PROF: FERGUSON										
RESPONSE: 12 OUT OF 43 (28%)										
QUESTIONS:	AVG	REPORTED IN PERCENTS								
		SD	D	U	A	SA	NA			
		(1)	(2)	(3)	(4)	(5)				
A) PREPARED	4.6	0	0	17	8	75	0			
B) CLEAR	4.5	0	0	9	33	58	0			
C) CONCERN	4.7	0	0	8	17	75	0			
D) FAIR	4.8	0	0	0	17	83	0			
E) RECOMMEND	4.4	0	8	0	33	58	0			
F) WORKLOAD	2.8	0	25	67	8	0	0			
EXP. GRADE	3.4									

COURSE: PLS 282										
PROF: CRCSSON										
RESPONSE: 6 OUT OF 12 (50%)										
QUESTIONS:	AVG	REPORTED IN PERCENTS								
		SD	D	U	A	SA	NA			
		(1)	(2)	(3)	(4)	(5)				
A) PREPARED	4.3	0	0	0	67	33	0			
B) CLEAR	4.0	0	0	17	67	17	0			
C) CONCERN	3.5	0	17	33	33	17	0			
D) FAIR	4.0	0	0	33	33	33	0			
E) RECOMMEND	4.0	0	0	33	33	33	0			
F) WORKLOAD	3.8	0	0	33	50	17	0			
EXP. GRADE	3.1									

COURSE: PLS 282										
PROF: GARRICK										
RESPONSE: 5 OUT OF 16 (31%)										
QUESTIONS:	AVG	REPORTED IN PERCENTS								
		SD	D	U	A	SA	NA			
		(1)	(2)	(3)	(4)	(5)				
A) PREPARED	4.0	0	0	20	60	20	0			
B) CLEAR	4.0	0	0	20	60	20	0			
C) CONCERN	4.2	0	0	0	80	20	0			
D) FAIR	4.4	0	0	0	60	40	0			
E) RECOMMEND	3.8	0	0	40	40	20	0			
F) WORKLOAD	4.2	0	0	0	80	20	0			
EXP. GRADE	3.4									

Numerical Equivalents
Statements A-F:
Statement F:
1 = Strongly Disagree
2 = Disagree
3 = Undecided
4 = Agree
5 = Strongly agree
1 = Much lighter than average
2 = Lighter than average
3 = Average
4 = Heavier than average
5 = Much heavier than average

PLS
282

PSY
353

FOR: STUDENT GOVERNMENT
BY: FCE COMMITTEE

FACULTY COURSE EVALUATION
UNIVERSITY OF NOTRE DAME

DATE: OCT 5, 19
SEMESTER: SPRING 198

COURSE: PLS 282
PROF: GODDU-CROME
RESPONSE: 11 OUT OF 26 (42%)

QUESTIONS:	AVG	REPORTED IN PERCENTS					
		SD (1)	D (2)	U (3)	A (4)	SA (5)	NA
A) PREPARED	4.4	0	0	0	64	36	0
B) CLEAR	3.7	0	18	9	55	18	0
C) CONCERN	3.7	0	18	9	55	18	0
D) FAIR	3.9	0	9	18	45	27	0
E) RECOMMEND	3.1	18	18	9	45	9	0
F) WORKLOAD	4.0	0	0	27	45	27	0
EXP. GRADE	3.4						0

COURSE: PLS 342
PROF: DEPASQUALE
RESPONSE: 7 OUT OF 36 (19%)

QUESTIONS:	AVG	REPORTED IN PERCENTS					
		SD (1)	D (2)	U (3)	A (4)	SA (5)	NA
A) PREPARED	3.6	0	29	0	57	14	C
B) CLEAR	3.7	0	14	14	57	14	C
C) CONCERN	3.7	0	14	43	0	43	C
D) FAIR	3.6	0	14	43	14	29	C
E) RECOMMEND	3.1	0	29	43	14	14	C
F) WORKLOAD	3.3	0	14	43	43	0	C
EXP. GRADE	3.4						C

COURSE: PLS 346
PROF: CRONIN
RESPONSE: 5 OUT OF 39 (13%)

QUESTIONS:	AVG	REPORTED IN PERCENTS					
		SD (1)	D (2)	U (3)	A (4)	SA (5)	NA
A) PREPARED	4.8	0	0	0	20	80	0
B) CLEAR	4.6	0	0	0	40	60	0
C) CONCERN	5.0	0	0	0	0	100	0
D) FAIR	5.0	0	0	0	0	100	0
E) RECOMMEND	5.0	0	0	0	0	100	0
F) WORKLOAD	3.0	0	20	60	20	0	0
EXP. GRADE	3.1						0

COURSE: PLS 382
PROF: TILLMAN
RESPONSE: 11 OUT OF 34 (32%)

QUESTIONS:	AVG	REPORTED IN PERCENTS					
		SD (1)	D (2)	U (3)	A (4)	SA (5)	NA
A) PREPARED	4.9	0	0	0	9	91	0
B) CLEAR	4.6	0	0	9	18	73	0
C) CONCERN	5.0	0	0	0	0	100	0
D) FAIR	5.0	0	0	0	0	100	0
E) RECOMMEND	5.0	0	0	0	0	100	0
F) WORKLOAD	4.8	0	0	0	18	82	0
EXP. GRADE	3.5						9

COURSE: PLS 442
PROF: SCHINDLER
RESPONSE: 8 OUT OF 24 (33%)

QUESTIONS:	AVG	REPORTED IN PERCENTS					
		SD (1)	D (2)	U (3)	A (4)	SA (5)	NA
A) PREPARED	3.9	0	0	25	63	13	0
B) CLEAR	4.0	0	0	25	50	25	0
C) CONCERN	4.5	0	0	0	50	50	0
D) FAIR	4.8	0	0	0	25	75	0
E) RECOMMEND	4.4	0	0	25	13	63	0
F) WORKLOAD	2.9	0	38	38	25	0	0
EXP. GRADE	3.2						0

COURSE: PLS 482
PROF: POWER
RESPONSE: 5 OUT OF 17 (29%)

QUESTIONS:	AVG	REPORTED IN PERCENTS					
		SD (1)	D (2)	U (3)	A (4)	SA (5)	NA
A) PREPARED	3.4	0	0	80	0	20	0
B) CLEAR	3.2	0	0	80	20	0	0
C) CONCERN	4.8	0	0	0	20	80	0
D) FAIR	4.8	0	0	0	20	80	0
E) RECOMMEND	3.6	0	20	20	40	20	0
F) WORKLOAD	4.4	0	0	0	60	40	0
EXP. GRADE	3.0						0

COURSE: PSY 111
PROF: KLINE, LAPS, BAR.
RESPONSE: 86 OUT OF 274 (31%)

QUESTIONS:	AVG	REPORTED IN PERCENTS					
		SD (1)	D (2)	U (3)	A (4)	SA (5)	NA
A) PREPARED	4.0	0	6	15	52	27	0
B) CLEAR	3.7	0	16	15	52	16	0
C) CONCERN	3.7	1	8	33	37	21	0
D) FAIR	3.8	1	0	34	45	20	0
E) RECOMMEND	3.8	5	0	15	45	27	0
F) WORKLOAD	3.0	1	14	65	19	1	0
EXP. GRADE	3.3						0

COURSE: PSY 211
PROF: CROWELL
RESPONSE: 8 OUT OF 116 (7%)

QUESTIONS:	AVG	REPORTED IN PERCENTS					
		SD (1)	D (2)	U (3)	A (4)	SA (5)	NA
A) PREPARED	3.9	0	0	50	13	38	C
B) CLEAR	4.0	0	0	50	0	50	C
C) CONCERN	3.8	0	0	50	25	25	C
D) FAIR	4.5	0	0	25	0	75	C
E) RECOMMEND	4.5	0	0	25	0	75	C
F) WORKLOAD	3.0	0	25	50	25	0	C
EXP. GRADE	3.8						C

COURSE: PSY 341
PROF: MAXWELL
RESPONSE: 9 OUT OF 32 (28%)

QUESTIONS:	AVG	REPORTED IN PERCENTS					
		SD (1)	D (2)	U (3)	A (4)	SA (5)	NA
A) PREPARED	4.7	0	0	0	33	67	0
B) CLEAR	4.2	0	0	33	11	56	0
C) CONCERN	4.6	0	0	0	44	56	0
D) FAIR	4.6	0	0	0	44	56	0
E) RECOMMEND	4.1	0	0	33	22	44	0
F) WORKLOAD	4.0	0	0	11	78	11	0
EXP. GRADE	3.1						0

COURSE: PSY 351
PROF: DAY
RESPONSE: 102 OUT OF 451 (23%)

QUESTIONS:	AVG	REPORTED IN PERCENTS					
		SD (1)	D (2)	U (3)	A (4)	SA (5)	NA
A) PREPARED	4.5	1	1	6	32	59	1
B) CLEAR	4.5	0	0	11	30	59	0
C) CONCERN	4.0	1	5	22	41	30	1
D) FAIR	4.1	1	5	18	35	40	1
E) RECOMMEND	4.4	0	5	12	25	58	0
F) WORKLOAD	2.5	7	40	49	4	0	0
EXP. GRADE	3.5						3

COURSE: PSY 352
PROF: PRYOR
RESPONSE: 23 OUT OF 128 (18%)

QUESTIONS:	AVG	REPORTED IN PERCENTS					
		SD (1)	D (2)	U (3)	A (4)	SA (5)	NA
A) PREPARED	4.1	0	4	9	57	30	0
B) CLEAR	3.4	4	13	30	43	9	0
C) CONCERN	2.6	9	52	17	17	4	0
D) FAIR	3.0	0	30	43	22	4	0
E) RECOMMEND	2.3	22	48	9	17	4	0
F) WORKLOAD	2.6	9	30	57	4	0	0
EXP. GRADE	3.1						17

COURSE: PSY 353
PROF: MERLUZZI
RESPONSE: 33 OUT OF 87 (38%)

QUESTIONS:	AVG	REPORTED IN PERCENTS					
		SD (1)	D (2)	U (3)	A (4)	SA (5)	NA
A) PREPARED	4.2	0	3	12	45	39	0
B) CLEAR	4.0	0	3	18	55	24	0
C) CONCERN	4.4	3	0	3	45	48	0
D) FAIR	4.4	0	0	3	55	42	0
E) RECOMMEND	4.1	0	9	6	52	33	0
F) WORKLOAD	2.9	3	27	55	9	6	0
EXP. GRADE	3.5						6

Numerical Equivalents
Statements A-E:
1 = Strongly Disagree
2 = Disagree
3 = Undecided
4 = Agree
5 = Strongly agree

Statement F:
1 = Much lighter than average
2 = Lighter than average
3 = Average
4 = Heavier than average
5 = Much heavier than average

PSY
354
SOC
342

COURSE: PSY 354
PROF: JOHNSTON
RESPONSE: 11 OUT OF 66 (17%)

QUESTIONS:	AVG	REPORTED IN PERCENTS					
		SD	D	U	A	SA	NA
A) PREPARED	4.8	0	0	0	18	82	0
B) CLEAR	4.4	0	0	9	45	45	0
C) CONCERN	4.3	0	0	18	36	45	0
D) FAIR	4.5	0	0	0	55	45	0
E) RECOMMEND	4.4	9	0	0	27	64	0
F) WORKLOAD	3.5	0	0	64	18	18	0
EXP. GRADE	4.0						0

COURSE: PSY 361
PROF: ANDERSON
RESPONSE: 19 OUT OF 47 (40%)

QUESTIONS:	AVG	REPORTED IN PERCENTS					
		SD	D	U	A	SA	NA
A) PREPARED	4.5	0	0	11	32	58	0
B) CLEAR	3.7	0	16	16	47	21	0
C) CONCERN	3.8	5	11	21	26	37	0
D) FAIR	3.8	5	16	11	32	37	0
E) RECOMMEND	3.8	0	21	16	21	42	0
F) WORKLOAD	3.5	5	5	47	16	26	0
EXP. GRADE	3.5						11

COURSE: PSY 374
PROF: LAPSLEY
RESPONSE: 27 OUT OF 79 (34%)

QUESTIONS:	AVG	REPORTED IN PERCENTS					
		SD	D	U	A	SA	NA
A) PREPARED	4.4	0	0	4	48	48	0
B) CLEAR	4.3	0	0	4	63	33	0
C) CONCERN	4.4	0	0	11	37	52	0
D) FAIR	4.6	0	0	4	37	59	0
E) RECOMMEND	4.6	0	0	7	30	63	0
F) WORKLOAD	3.3	0	11	59	22	7	0
EXP. GRADE	3.3						4

COURSE: SOC 102
PROF: CHRISTIANO
RESPONSE: 19 OUT OF 41 (46%)

QUESTIONS:	AVG	REPORTED IN PERCENTS					
		SD	D	U	A	SA	NA
A) PREPARED	4.1	0	5	16	42	37	0
B) CLEAR	3.2	11	26	5	53	5	0
C) CONCERN	3.6	0	0	53	22	16	0
D) FAIR	3.7	0	5	32	53	11	0
E) RECOMMEND	3.2	21	16	5	42	16	0
F) WORKLOAD	3.5	0	5	53	26	16	0
EXP. GRADE	3.1						5

COURSE: SOC 102
PROF: DODGE
RESPONSE: 35 OUT OF 74 (47%)

QUESTIONS:	AVG	REPORTED IN PERCENTS					
		SD	D	U	A	SA	NA
A) PREPARED	4.1	0	11	6	46	37	0
B) CLEAR	3.1	17	20	14	29	20	0
C) CONCERN	4.3	0	0	11	43	46	0
D) FAIR	4.5	0	0	6	37	57	0
E) RECOMMEND	3.8	9	6	14	37	34	0
F) WORKLOAD	3.1	0	17	57	20	6	0
EXP. GRADE	3.3						0

COURSE: SOC 122
PROF: JOHNSON, C.
RESPONSE: 40 OUT OF 127 (31%)

QUESTIONS:	AVG	REPORTED IN PERCENTS					
		SD	D	U	A	SA	NA
A) PREPARED	4.2	0	5	8	53	35	0
B) CLEAR	3.9	3	8	15	48	28	0
C) CONCERN	3.8	0	10	18	53	20	0
D) FAIR	3.9	0	3	28	50	20	0
E) RECOMMEND	3.7	5	13	20	38	25	0
F) WORKLOAD	2.8	10	20	58	10	3	0
EXP. GRADE	3.1						3

FOR: STUDENT GOVERNMENT
BY: FCE COMMITTEE

FACULTY COURSE EVALUATION
UNIVERSITY OF NOTRE DAME

DATE: OCT 5, 1984
SEMESTER: SPRING 1984

COURSE: SOC 232
PROF: LOMIRE
RESPONSE: 7 OUT OF 60 (12%)

QUESTIONS:	AVG	REPORTED IN PERCENTS					
		SD	D	U	A	SA	NA
A) PREPARED	2.3	29	29	29	14	0	0
B) CLEAR	2.6	0	57	29	14	0	0
C) CONCERN	3.6	0	14	43	14	29	0
D) FAIR	3.6	0	14	43	14	29	0
E) RECOMMEND	2.6	29	29	0	43	0	0
F) WORKLOAD	2.0	43	14	43	0	0	0
EXP. GRADE	3.7						14

COURSE: SOC 300
PROF: ROCHBERG-HALTON
RESPONSE: 6 OUT OF 25 (24%)

QUESTIONS:	AVG	REPORTED IN PERCENTS					
		SD	D	U	A	SA	NA
A) PREPARED	4.0	0	0	33	33	33	0
B) CLEAR	3.7	0	17	33	17	33	0
C) CONCERN	3.7	17	0	17	33	33	0
D) FAIR	3.8	0	17	17	33	33	0
E) RECOMMEND	3.5	17	0	33	17	33	0
F) WORKLOAD	2.8	0	33	50	17	0	0
EXP. GRADE	3.0						33

COURSE: SOC 332
PROF: VASOLI
RESPONSE: 37 OUT OF 89 (42%)

QUESTIONS:	AVG	REPORTED IN PERCENTS					
		SD	D	U	A	SA	NA
A) PREPARED	4.1	3	3	8	46	30	11
B) CLEAR	3.7	3	8	14	57	8	11
C) CONCERN	3.0	3	30	35	32	0	0
D) FAIR	3.1	11	19	30	35	5	0
E) RECOMMEND	3.5	5	11	27	46	11	0
F) WORKLOAD	3.1	0	24	49	24	3	0
EXP. GRADE	3.4						5

COURSE: SOC 339
PROF: VASOLI
RESPONSE: 6 OUT OF 32 (19%)

QUESTIONS:	AVG	REPORTED IN PERCENTS					
		SD	D	U	A	SA	NA
A) PREPARED	3.8	0	0	17	83	0	0
B) CLEAR	3.7	0	0	33	67	0	0
C) CONCERN	3.0	0	33	33	33	0	0
D) FAIR	3.8	0	33	50	17	0	0
E) RECOMMEND	3.5	0	17	17	67	0	0
F) WORKLOAD	3.0	0	0	100	0	0	0
EXP. GRADE	3.8						0

COURSE: SOC 342
PROF: BARRET
RESPONSE: 29 OUT OF 71 (41%)

QUESTIONS:	AVG	REPORTED IN PERCENTS					
		SD	D	U	A	SA	NA
A) PREPARED	2.8	10	41	14	28	7	0
B) CLEAR	2.4	24	34	17	21	3	0
C) CONCERN	3.4	3	21	31	24	21	0
D) FAIR	3.2	10	10	38	34	7	0
E) RECOMMEND	2.9	38	17	31	3	10	0
F) WORKLOAD	2.5	10	41	38	10	0	0
EXP. GRADE	3.3						7

COURSE: SOC 342
PROF: KLEIN
RESPONSE: 15 OUT OF 73 (21%)

QUESTIONS:	AVG	REPORTED IN PERCENTS					
		SD	D	U	A	SA	NA
A) PREPARED	4.0	0	13	7	47	33	0
B) CLEAR	4.0	0	7	7	67	20	0
C) CONCERN	3.6	0	7	40	40	13	0
D) FAIR	4.1	0	0	13	67	20	0
E) RECOMMEND	3.3	13	7	33	27	20	0
F) WORKLOAD	3.1	0	13	60	27	0	0
EXP. GRADE	3.6						7

Numerical Equivalents
Statements A-E:
1 = Strongly Disagree
2 = Disagree
3 = Undecided
4 = Agree
5 = Strongly agree

Statement F:
1 = Much lighter than average
2 = Lighter than average
3 = Average
4 = Heavier than average
5 = Much heavier than average

SOC
342
THEO
200

COURSE: SOC 342		PROF: SMITH						
RESPONSE: 11 OUT OF 39 (28%)								
QUESTIONS:	AVG	REPORTED IN PERCENTS						NA
		SD (1)	D (2)	U (3)	A (4)	SA (5)		
A) PREPARED	4.0	0	18	0	45	36	0	0
B) CLEAR	4.0	0	9	18	36	36	0	0
C) CONCERN	4.7	0	0	0	27	73	0	0
D) FAIR	4.6	0	0	0	36	64	0	0
E) RECOMMEND	4.7	0	0	9	9	82	0	0
F) WORKLOAD	3.3	0	0	73	27	0	0	0
EXP. GRADE	3.2							0

COURSE: SOC 354		PROF: HERRMANN						
RESPONSE: 9 OUT OF 27 (33%)								
QUESTIONS:	AVG	REPORTED IN PERCENTS						NA
		SD (1)	D (2)	U (3)	A (4)	SA (5)		
A) PREPARED	3.7	0	11	22	56	11	0	0
B) CLEAR	3.7	0	11	33	33	22	0	0
C) CONCERN	4.3	0	0	0	67	33	0	0
D) FAIR	4.6	0	0	0	44	56	0	0
E) RECOMMEND	4.2	0	0	22	33	44	0	0
F) WORKLOAD	2.2	0	78	22	0	0	0	0
EXP. GRADE	3.8							0

COURSE: SOC 446		PROF: KLEIN						
RESPONSE: 3 OUT OF 26 (12%)								
QUESTIONS:	AVG	REPORTED IN PERCENTS						NA
		SD (1)	D (2)	U (3)	A (4)	SA (5)		
A) PREPARED	3.7	0	0	33	67	0	0	0
B) CLEAR	3.3	0	0	67	33	0	0	0
C) CONCERN	5.0	0	0	0	0	100	0	0
D) FAIR	5.0	0	0	0	0	100	0	0
E) RECOMMEND	3.7	0	33	0	33	33	0	0
F) WORKLOAD	3.7	0	0	67	0	33	0	0
EXP. GRADE	3.7							0

FOR: STUDENT GOVERNMENT
BY: FCE COMMITTEE

FACULTY COURSE EVALUATION
UNIVERSITY OF NOTRE DAME

DATE: OCT 5, 1984
SEMESTER: SPRING 1984

COURSE: SOC 499		PROF: LAMANNA						
RESPONSE: 12 OUT OF 26 (46%)								
QUESTIONS:	AVG	REPORTED IN PERCENTS						NA
		SD (1)	D (2)	U (3)	A (4)	SA (5)		
A) PREPARED	3.0	0	25	25	25	0	25	0
B) CLEAR	3.0	8	8	33	25	0	25	0
C) CONCERN	4.0	0	8	8	50	25	8	0
D) FAIR	4.0	0	17	8	25	42	8	0
E) RECOMMEND	3.7	0	17	17	33	25	8	0
F) WORKLOAD	3.0	0	25	33	25	0	17	0
EXP. GRADE	3.2							0

COURSE: THEO100		PROF: BURTCHAELL						
RESPONSE: 29 OUT OF 59 (49%)								
QUESTIONS:	AVG	REPORTED IN PERCENTS						NA
		SD (1)	D (2)	U (3)	A (4)	SA (5)		
A) PREPARED	4.7	3	0	0	21	76	0	0
B) CLEAR	4.4	3	0	3	41	52	0	0
C) CONCERN	3.3	10	21	21	28	21	0	0
D) FAIR	3.3	10	21	21	28	21	0	0
E) RECOMMEND	3.9	10	7	17	14	52	0	0
F) WORKLOAD	4.5	3	0	3	31	62	0	0
EXP. GRADE	2.9							0

COURSE: THEO100		PROF: KEARNEY						
RESPONSE: 12 OUT OF 36 (33%)								
QUESTIONS:	AVG	REPORTED IN PERCENTS						NA
		SD (1)	D (2)	U (3)	A (4)	SA (5)		
A) PREPARED	4.3	0	0	8	58	33	0	0
B) CLEAR	4.1	0	8	8	50	33	0	0
C) CONCERN	3.9	0	8	17	50	25	0	0
D) FAIR	4.2	0	0	17	50	33	0	0
E) RECOMMEND	4.3	0	0	17	42	42	0	0
F) WORKLOAD	3.0	0	17	67	17	0	0	0
EXP. GRADE	3.2							0

COURSE: THEO100		PROF: LACUGNA						
RESPONSE: 15 OUT OF 33 (45%)								
QUESTIONS:	AVG	REPORTED IN PERCENTS						NA
		SD (1)	D (2)	U (3)	A (4)	SA (5)		
A) PREPARED	4.2	0	0	7	67	27	0	0
B) CLEAR	3.7	7	13	13	33	33	0	0
C) CONCERN	3.3	7	13	40	27	13	0	0
D) FAIR	3.6	7	13	7	60	13	0	0
E) RECOMMEND	3.3	7	13	33	40	7	0	0
F) WORKLOAD	2.8	7	20	67	0	7	0	0
EXP. GRADE	3.6							0

COURSE: THEO100		PROF: MALLOY						
RESPONSE: 17 OUT OF 50 (34%)								
QUESTIONS:	AVG	REPORTED IN PERCENTS						NA
		SD (1)	D (2)	U (3)	A (4)	SA (5)		
A) PREPARED	4.9	0	0	0	6	94	0	0
B) CLEAR	4.7	0	0	0	29	71	0	0
C) CONCERN	4.5	0	0	0	47	53	0	0
D) FAIR	4.5	0	0	0	47	53	0	0
E) RECOMMEND	4.6	0	0	6	24	71	0	0
F) WORKLOAD	3.8	0	0	41	41	18	0	0
EXP. GRADE	3.3							0

COURSE: THEO200		PROF: CARROLL						
RESPONSE: 44 OUT OF 83 (53%)								
QUESTIONS:	AVG	REPORTED IN PERCENTS						NA
		SD (1)	D (2)	U (3)	A (4)	SA (5)		
A) PREPARED	4.1	0	2	18	50	30	0	0
B) CLEAR	3.7	2	7	23	52	16	0	0
C) CONCERN	4.0	0	7	14	50	30	0	0
D) FAIR	4.2	0	5	9	52	34	0	0
E) RECOMMEND	3.9	2	2	20	50	25	0	0
F) WORKLOAD	2.7	5	25	64	7	0	0	0
EXP. GRADE	3.3							0

COURSE: THEO200		PROF: LARMAN						
RESPONSE: 23 OUT OF 76 (30%)								
QUESTIONS:	AVG	REPORTED IN PERCENTS						NA
		SD (1)	D (2)	U (3)	A (4)	SA (5)		
A) PREPARED	3.7	4	9	17	57	13	0	0
B) CLEAR	3.1	4	26	26	39	4	0	0
C) CONCERN	4.0	4	4	9	52	30	0	0
D) FAIR	4.0	4	4	9	52	30	0	0
E) RECOMMEND	3.1	9	17	30	43	0	0	0
F) WORKLOAD	2.8	4	22	61	13	0	0	0
EXP. GRADE	3.4							0

COURSE: THEO200		PROF: LARDNER						
RESPONSE: 18 OUT OF 32 (56%)								
QUESTIONS:	AVG	REPORTED IN PERCENTS						NA
		SD (1)	D (2)	U (3)	A (4)	SA (5)		
A) PREPARED	4.8	0	0	0	17	83	0	0
B) CLEAR	4.4	0	0	11	22	61	0	0
C) CONCERN	4.7	0	0	0	28	72	0	0
D) FAIR	4.7	0	0	6	22	72	0	0
E) RECOMMEND	4.3	11	0	0	22	67	0	0
F) WORKLOAD	4.1	6	0	11	44	39	0	0
EXP. GRADE	3.3							0

COURSE: THEO200		PROF: OMFARA						
RESPONSE: 25 OUT OF 84 (30%)								
QUESTIONS:	AVG	REPORTED IN PERCENTS						NA
		SD (1)	D (2)	U (3)	A (4)	SA (5)		
A) PREPARED	4.6	0	0	0	40	60	0	0
B) CLEAR	4.2	4	0	12	44	40	0	0
C) CONCERN	4.5	0	0	4	40	56	0	0
D) FAIR	4.4	0	0	12	36	52	0	0
E) RECOMMEND	4.7	0	0	8	12	80	0	0
F) WORKLOAD	2.0	12	72	16	0	0	0	0
EXP. GRADE	3.6							0

Numerical Equivalents
Statements A-E: Statement F:
1 = Strongly Disagree
2 = Disagree
3 = Undecided
4 = Agree
5 = Strongly agree
1 = Much lighter than average
2 = Lighter than average
3 = Average
4 = Heavier than average
5 = Much heavier than average

THEO
200
THEO
245

FOR: STUDENT GOVERNMENT
BY: FCF COMMITTEE

FACULTY COURSE EVALUATION
UNIVERSITY OF NOTRE DAME

DATE: OCT 5, 1984
SEMESTER: SPRING 1984

COURSE: THEO200		PROF: TREMBATH		RESPONSE: 22 OUT OF 35 (63%)			
QUESTIONS:	AVG	REPORTED IN PERCENTS					
		SD (1)	D (2)	U (3)	A (4)	SA (5)	NA
A) PREPARED	4.7	0	0	0	27	73	0
B) CLEAR	4.4	0	5	5	45	50	0
C) CONCERN	4.5	0	0	5	41	55	0
D) FAIR	4.5	0	0	0	55	45	0
E) RECOMMEND	4.7	0	0	5	23	73	0
F) WORKLOAD	2.8	5	27	55	14	0	0
EXP. GRADE	3.4						

COURSE: THEO203		PROF: BLFINKENSOPP		RESPONSE: 8 OUT OF 37 (22%)			
QUESTIONS:	AVG	REPORTED IN PERCENTS					
		SD (1)	D (2)	U (3)	A (4)	SA (5)	NA
A) PREPARED	4.1	0	0	13	63	25	C
B) CLEAR	4.1	0	0	13	63	25	C
C) CONCERN	3.9	0	0	25	63	13	C
D) FAIR	3.9	0	13	0	75	13	C
E) RECOMMEND	3.8	0	0	50	25	25	C
F) WORKLOAD	2.9	0	38	38	25	0	C
EXP. GRADE	3.1						

COURSE: THEO211		PROF: TABCR		RESPONSE: 10 OUT OF 47 (21%)			
QUESTIONS:	AVG	REPORTED IN PERCENTS					
		SD (1)	D (2)	U (3)	A (4)	SA (5)	NA
A) PREPARED	4.2	0	10	10	30	50	C
B) CLEAR	4.5	0	0	10	30	60	C
C) CONCERN	4.2	0	0	30	20	50	C
D) FAIR	4.4	0	0	10	40	50	C
E) RECOMMEND	4.5	0	0	10	30	60	C
F) WORKLOAD	2.9	0	40	30	30	0	C
EXP. GRADE	3.4						

COURSE: THEO213		PROF: MICELLI		RESPONSE: 24 OUT OF 103 (23%)			
QUESTIONS:	AVG	REPORTED IN PERCENTS					
		SD (1)	D (2)	U (3)	A (4)	SA (5)	NA
A) PREPARED	3.5	4	21	13	50	13	0
B) CLEAR	3.1	8	17	33	38	4	0
C) CONCERN	3.1	4	25	33	33	4	0
D) FAIR	2.8	17	25	21	33	4	0
E) RECOMMEND	2.8	25	17	13	42	4	0
F) WORKLOAD	2.6	4	42	42	13	0	0
EXP. GRADE	3.3						

COURSE: THEO214		PROF: TABCR		RESPONSE: 10 OUT OF 42 (24%)			
QUESTIONS:	AVG	REPORTED IN PERCENTS					
		SD (1)	D (2)	U (3)	A (4)	SA (5)	NA
A) PREPARED	3.8	0	10	20	50	20	C
B) CLEAR	4.3	0	0	10	50	40	C
C) CONCERN	3.7	0	0	40	50	10	C
D) FAIR	4.0	10	0	0	60	30	C
E) RECOMMEND	4.4	0	0	30	0	70	C
F) WORKLOAD	2.2	10	60	30	0	0	C
EXP. GRADE	3.2						

COURSE: THEO218		PROF: FORD		RESPONSE: 9 OUT OF 40 (23%)			
QUESTIONS:	AVG	REPORTED IN PERCENTS					
		SD (1)	D (2)	U (3)	A (4)	SA (5)	NA
A) PREPARED	3.3	0	33	22	22	22	0
B) CLEAR	3.3	0	22	22	56	0	C
C) CONCERN	3.9	0	0	44	22	33	C
D) FAIR	3.7	0	22	11	44	22	C
E) RECOMMEND	2.9	22	11	33	22	11	C
F) WORKLOAD	2.8	0	33	56	11	0	C
EXP. GRADE	3.3						

COURSE: THEO222		PROF: LAPORTE		RESPONSE: 9 OUT OF 37 (24%)			
QUESTIONS:	AVG	REPORTED IN PERCENTS					
		SD (1)	D (2)	U (3)	A (4)	SA (5)	NA
A) PREPARED	3.2	11	11	33	33	11	0
B) CLEAR	2.0	44	22	22	11	0	0
C) CONCERN	3.2	0	22	33	44	0	0
D) FAIR	3.4	0	0	56	44	0	0
E) RECOMMEND	2.1	33	33	22	11	0	0
F) WORKLOAD	2.2	11	56	33	0	0	0
EXP. GRADE	3.5						

COURSE: THEO225		PROF: LAPORTE		RESPONSE: 7 OUT OF 34 (21%)			
QUESTIONS:	AVG	REPORTED IN PERCENTS					
		SD (1)	D (2)	U (3)	A (4)	SA (5)	NA
A) PREPARED	3.1	29	14	0	29	29	0
B) CLEAR	2.1	43	29	14	0	14	C
C) CONCERN	3.4	14	14	14	29	29	C
D) FAIR	4.1	14	0	0	29	57	C
E) RECOMMEND	3.0	43	0	14	0	43	C
F) WORKLOAD	2.9	0	29	57	14	0	C
EXP. GRADE	3.3						

COURSE: THEO239		PROF: OCONNOR		RESPONSE: 11 OUT OF 31 (35%)			
QUESTIONS:	AVG	REPORTED IN PERCENTS					
		SD (1)	D (2)	U (3)	A (4)	SA (5)	NA
A) PREPARED	4.3	0	0	9	55	36	C
B) CLEAR	3.7	0	18	9	55	18	C
C) CONCERN	3.0	0	36	27	36	0	C
D) FAIR	3.3	0	18	36	45	0	C
E) RECOMMEND	3.0	18	9	36	27	9	C
F) WORKLOAD	3.1	0	9	73	18	0	C
EXP. GRADE	3.5						

COURSE: THEO240		PROF: GORSKI		RESPONSE: 14 OUT OF 49 (29%)			
QUESTIONS:	AVG	REPORTED IN PERCENTS					
		SD (1)	D (2)	U (3)	A (4)	SA (5)	NA
A) PREPARED	4.4	7	0	0	29	64	0
B) CLEAR	3.6	7	7	14	57	14	0
C) CONCERN	4.0	7	0	7	57	29	0
D) FAIR	3.9	7	7	7	50	29	0
E) RECOMMEND	3.9	7	7	14	29	43	0
F) WORKLOAD	3.6	0	7	43	36	14	0
EXP. GRADE	3.4						

COURSE: THEO245		PROF: KEARNEY		RESPONSE: 10 OUT OF 24 (42%)			
QUESTIONS:	AVG	REPORTED IN PERCENTS					
		SD (1)	D (2)	U (3)	A (4)	SA (5)	NA
A) PREPARED	4.1	0	10	0	60	30	C
B) CLEAR	3.8	10	0	10	60	20	C
C) CONCERN	3.8	0	0	20	80	0	C
D) FAIR	3.9	0	0	10	90	0	C
E) RECOMMEND	3.9	10	0	0	70	20	C
F) WORKLOAD	3.0	0	20	60	20	0	C
EXP. GRADE	3.7						

COURSE: THEO245		PROF: WILKIN		RESPONSE: 7 OUT OF 16 (44%)			
QUESTIONS:	AVG	REPORTED IN PERCENTS					
		SD (1)	D (2)	U (3)	A (4)	SA (5)	NA
A) PREPARED	3.7	0	14	0	86	0	C
B) CLEAR	3.6	0	14	14	71	0	C
C) CONCERN	4.3	0	0	14	43	43	C
D) FAIR	4.1	0	0	0	86	14	C
E) RECOMMEND	3.7	0	0	43	43	14	C
F) WORKLOAD	3.4	0	0	57	43	0	C
EXP. GRADE	3.1						

Numerical Equivalents
Statements A-F: Statement F:
1 = Strongly Disagree
2 = Disagree
3 = Undecided
4 = Agree
5 = Strongly agree
1 = Much lighter than average
2 = Lighter than average
3 = Average
4 = Heavier than average
5 = Much heavier than average

THEO
260
THEO
442

COURSE: THEO260
PROF: MAGUIRE
RESPONSE: 37 OUT OF 117 (32%)

QUESTIONS:	AVG	REPORTED IN PERCENTS					
		SD	D	U	A	SA	NA
A) PREPARED	4.8	(1) C	(2) 0	(3) 0	(4) 19	(5) 81	0
B) CLEAR	4.8	C	0	0	19	81	0
C) CONCERN	4.8	C	0	3	11	86	0
D) FAIR	4.8	C	0	8	5	86	0
E) RECOMMEND	4.9	C	0	0	8	92	0
F) WORKLOAD	2.5	8	43	43	3	3	0
EXP. GRADE	3.6						0

COURSE: THEO344
PROF: MERTENSOFFO
RESPONSE: 24 OUT OF 70 (34%)

QUESTIONS:	AVG	REPORTED IN PERCENTS					
		SD	D	U	A	SA	NA
A) PREPARED	4.0	(1) 0	(2) 4	(3) 21	(4) 42	(5) 33	0
B) CLEAR	3.9	4	0	29	33	33	0
C) CONCERN	3.8	4	0	38	25	33	0
D) FAIR	3.8	4	4	33	21	38	0
E) RECOMMEND	4.3	4	8	4	25	58	0
F) WORKLOAD	1.8	46	42	8	0	4	0
EXP. GRADE	3.8						0

COURSE: THEO373
PROF: MCNEIL
RESPONSE: 6 OUT OF 20 (30%)

QUESTIONS:	AVG	REPORTED IN PERCENTS					
		SD	D	U	A	SA	NA
A) PREPARED	4.2	(1) 17	(2) C	(3) 0	(4) 17	(5) 67	0
B) CLEAR	3.8	17	C	0	50	33	0
C) CONCERN	4.2	17	0	0	17	67	0
D) FAIR	4.0	17	0	0	33	50	0
E) RECOMMEND	4.0	17	0	0	33	50	0
F) WORKLOAD	3.8	0	17	17	33	33	0
EXP. GRADE	3.8						0

COURSE: THEO386
PROF: COX
RESPONSE: 14 OUT OF 31 (45%)

QUESTIONS:	AVG	REPORTED IN PERCENTS					
		SD	D	U	A	SA	NA
A) PREPARED	4.4	(1) C	(2) 0	(3) 7	(4) 50	(5) 43	0
B) CLEAR	3.9	C	14	14	36	36	0
C) CONCERN	4.9	C	0	0	14	86	0
D) FAIR	4.8	C	0	0	21	79	0
E) RECOMMEND	4.6	C	0	7	21	71	0
F) WORKLOAD	3.5	0	0	57	29	14	0
EXP. GRADE	3.5						0

COURSE: THEO387
PROF: GORSKI
RESPONSE: 9 OUT OF 49 (18%)

QUESTIONS:	AVG	REPORTED IN PERCENTS					
		SD	D	U	A	SA	NA
A) PREPARED	4.4	(1) 0	(2) 0	(3) 11	(4) 33	(5) 56	0
B) CLEAR	4.0	0	0	22	56	22	0
C) CONCERN	4.0	0	0	22	56	22	0
D) FAIR	4.1	0	0	11	67	22	0
E) RECOMMEND	3.8	0	11	22	44	22	0
F) WORKLOAD	3.1	0	33	33	22	11	0
EXP. GRADE	3.3						0

COURSE: THEO411
PROF: WEISS
RESPONSE: 10 OUT OF 26 (38%)

QUESTIONS:	AVG	REPORTED IN PERCENTS					
		SD	D	U	A	SA	NA
A) PREPARED	4.4	(1) C	(2) 0	(3) 10	(4) 40	(5) 50	0
B) CLEAR	4.3	C	0	10	50	40	0
C) CONCERN	4.1	C	0	20	50	30	0
D) FAIR	4.3	C	0	10	50	40	0
E) RECOMMEND	4.7	0	0	0	30	70	0
F) WORKLOAD	3.6	0	0	50	40	10	0
EXP. GRADE	3.5						0

FOR: STUDENT GOVERNMENT
BY: FCE COMMITTEE

FACULTY COURSE EVALUATION
UNIVERSITY OF NOTRE DAME

DATE: OCT 5, 1981
SEMESTER: SPRING 1981

COURSE: THEO422
PROF: STOREY
RESPONSE: 8 OUT OF 17 (47%)

QUESTIONS:	AVG	REPORTED IN PERCENTS					
		SD	D	U	A	SA	NA
A) PREPARED	4.8	(1) C	(2) 0	(3) 13	(4) 0	(5) 88	0
B) CLEAR	4.6	C	0	13	13	75	0
C) CONCERN	4.6	C	0	0	38	62	0
D) FAIR	4.8	C	0	0	25	75	0
E) RECOMMEND	4.9	C	0	0	13	88	0
F) WORKLOAD	4.5	C	0	0	50	50	0
EXP. GRADE	3.0						0

COURSE: THEO434
PROF: BURTCHAELL
RESPONSE: 6 OUT OF 17 (35%)

QUESTIONS:	AVG	REPORTED IN PERCENTS					
		SD	D	U	A	SA	NA
A) PREPARED	5.0	(1) 0	(2) 0	(3) 0	(4) 0	(5) 100	0
B) CLEAR	5.0	0	0	0	0	100	0
C) CONCERN	4.0	17	0	0	33	50	0
D) FAIR	3.7	17	0	17	33	33	0
E) RECOMMEND	4.5	0	0	17	17	67	0
F) WORKLOAD	3.8	C	0	17	83	0	0
EXP. GRADE	3.3						0

COURSE: THEO442
PROF: HAUERWAS
RESPONSE: 12 OUT OF 24 (50%)

QUESTIONS:	AVG	REPORTED IN PERCENTS					
		SD	D	U	A	SA	NA
A) PREPARED	4.8	(1) C	(2) C	(3) 8	(4) 17	(5) 83	0
B) CLEAR	4.4	0	0	8	42	50	0
C) CONCERN	4.8	0	0	8	8	83	0
D) FAIR	4.6	0	0	8	25	67	0
E) RECOMMEND	4.8	C	C	0	25	75	0
F) WORKLOAD	4.5	0	0	8	33	58	0
EXP. GRADE	3.5						0


- Numerical Equivalents
- Statements A-E: Statement F:
- 1 = Strongly Disagree
 - 2 = Disagree
 - 3 = Undecided
 - 4 = Agree
 - 5 = Strongly agree
- 1 = Much lighter than average
 - 2 = Lighter than average
 - 3 = Average
 - 4 = Heavier than average
 - 5 = Much heavier than average


INDEX

PROF:	COURSE:	PG:	PROF:	COURSE:	PG:	PROF:	COURSE:	PG:	PROF:	COURSE:	PG:
ABRAHAM	ACCT261	3	BROSKE	FIN 231	18	DEPAUL	PHIL241	33	GOETZ	MATH126	24
AKAI	AERC466	4	BROWNE	PHYS128	34	DERWENT	MATH166	25	GORSKI	THEO240	39
ALLEN, B.	AMST320	6	BRZENK	ENGL109	13	DERWENT	MATH323	26	GORSKI	THEO387	40
ALVIS	MATH126	23	BRZENK	ENGL309	15	DESPRES	ANTH109	6	GOULET	FIN 402	18
AMEPICKS	PHIL302	34	BRZENK	ENGL362	16	EDGE	SCC 102	37	GRANT	CAPP351	8
AMERIKS, G.	MLSP122	31	BRZENK	ENGL363	16	DOUGHERTY	ENGL109	13	GRANT	MATH316	26
ANADON	MLSP242	31	BURKE	MATH125	23	DOUGHERTY	ENGL395	17	GRANT	MATH411	26
ANDERSON	PSY 361	37	BURNS	HIST355	21	DOUGHERTY	ENGL492	17	GRAY	ART 286	7
ANTHONY	PHYS222	35	BURRELL	AL 212	4	DOWN	GOVT340	19	CUTTING	AL 212	5
ARNOLD, A.	FIN 231	12	BURTCHALL	THEO100	38	DOYLE	MLSP122	31	GUTTING	PHIL195	32
ARNOLD, P.	GOVT404	19	BURTCHALL	THEO434	40	DUFFY	ENGL427	17	HAASER	MATH164	24
ASFHANI	MLFR116	29	BUTTIGIEG	ENGL475	17	DUNIKOSKI	MGT 240	28	HAIDER	MLFR102	29
BAKER	ENGL109	13	CAIN	AE 438	4	DUNN	MARK231	21	HALLCRAN	FIN 231	18
BARRET	SCC 342	37	CARRIGAN	ENGL109	13	DWYER	MATH126	24	HAMBURG	HIST347	20
BATILL	AE 336	4	CARRILL	THEO200	38	EAGAN	MGT 362	28	FARRINGTON	AL 300	6
BAUMAN	MLSP102	31	CHAGNON	PHYS222	35	EBEY	ACCT479	4	FARRINGTON	ECON225	11
BEAUCHAMP	MGT 363	28	CHESLEY	ENGL109	13	EBY	ENGL109	13	HAUERWAS	AL 212	5
BECKMAN	ART 316	7	CHO	FIN 360	18	EDMAN	ENGL109	14	HAUERWAS	THEO442	40
BEITZINGER	GOVT343	19	CHO	MGT 230	28	ETZEL	MARK493	22	HELLER	MLGR490	30
BELLALTA	ARCH541	7	CHO	MGT 240	28	EWART	EASC342	11	FEMMETER	MGT 240	28
BENCER	ENGL109	13	CHRISTIANO	SOC 102	37	FAIRLEY	EASC240	10	HENRY	EE 451	13
BENDER	ENGL391	17	COATS	MLSP116	31	FANIA	MATH105	22	HERRMANN	SCC 354	38
BENELLI	CCTH140	10	COE	ECON443	12	FEATHERSTONE	ARCH444	7	HERRC	EE 241	12
BERNARD	HIST426	21	COHN	EE 371	12	FELDMAN	MLSP242	31	HESS	MLGR102	30
BESE	MATH104	22	CONNOLLY	MATH116	23	FERGUSON	PLS 248	35	HOFFMAN	ENGL109	14
PESE	MATH106	23	CONWAY	FIN 231	18	FESSEDEN	CHEM312	10	HOFFMAN	CHEM115	9
BETSON	ECON301	11	COSTIGAN	ACCT332	3	FISHER	AS 312	7	HOUGHTON	ME 240	26
BEVERLEY	BA 490	7	COWAN	MGT 231	28	FITZGERALD	AL 212	5	HOUGHTON	ME 340	27
BIDDICK	HIST111	20	COX	THEO386	40	FLINT	PHIL203	32	HOWARD	MATH105	23
BIRLEY	BA 490	8	CRISWELL	FIN 361	18	FOLEY	PHIL101	31	HOWLAND	ME 226	26
BLACKSTEAD	PHYS234	35	CRISWELL	FIN 480	19	FORD	THEO218	39	HUCKFELDT	GOVT410	19
BLAESER	ENGL109	13	CRITCHLOW	HIST116	20	FRANCIS	GOVT141	19	HUDGINS	ECON115	11
BLANTZ	HIST460	21	CRITCHLOW	HIST369	21	FRANCO	MLSP122	31	HUK	ENGL109	14
BLEINKENSOPP	THEO203	39	CRONIN	PLS 346	36	FREDDOSO	AL 212	5	HUMPHREYS	MATH126	24
BOBICK	PHIL201	32	CROSSON	PHIL222	33	FREEMAN	ENGL109	14	HUMPHREYS	MATH222	25
BOBICK	PHIL261	34	CROSSON	PLS 282	35	FREDMAN	ENGL386	17	HUNT, L.	BICL202	8
BONELLO	AL 212	4	CROWELL	PSY 211	36	FREEMAN	CHEM224	9	HUNTER	MGT 465	29
BONELLO	ECON421	12	CRUPLISH	ARCH446	6	FRESE	ENGL329	16	HURTT	ARCH251	6
BORELLI	MATH211	25	CULLATHER	ACCT371	3	FUNK	PHYS202	34	IACCNA	MLSP102	31
BORELLI	MATH324	26	CALY	MLFR122	29	GABRIEL	EE 242	12	IVANUS	GOVT458	20
BORTHWICK	ART 210	7	CARDIN	PHYS112	34	GAFFNEY	ANTH109	6	JENNINGS	CE 344	8
BOTTEI	CHEM102	9	DAVIS	MATH106	23	GAJDA	EE 357	12	JOHNSON, C.	SCC 122	37
BOYCE	MATH105	22	DAVIS	MATH126	24	GARNER	FIN 361	18	JOHNSTON	PSY 354	37
BOYCE	MATH126	24	DAVISSON, D.	CAPP243	8	GARRICK	PLS 282	35	KAMMAN	ME 341	27
BRACH	ME 341	27	CAY	PSY 351	36	GATTC	MLPU325	30	KAMMAN	ME 426	27
BRENNAN	ENGL494	17	DELANEY	PHIL302	34	GHILARUCCI	ECON353	12	KANTOR	CHEG437	9
BRENNAN	HUM 186	21	CELGADO	MLSP122	31	GLEASON	AL 212	5	KANURY	ME 461	27
BRINKLEY	GOVT436	20	DEPASCUALE	PLS 342	36	GODDU-CROWE	PLS 282	36	KASMIETH	ANTH346	6

PROF:	COURSE:	PG:	PROF:	COURSE:	PG:	PROF:	COURSE:	PG:	PROF:	COURSE:	PG:
KEARNEY	THEO100	38	LOCKHART	MATH126	24	NEIMAN	AL 212	5	RIGBY	EASC102	10
KEARNEY	THEO245	39	LOESCHER	GOVT341	19	NELSON	AERC441	4	RILEY	ENGL109	15
KEATING	FIN 361	18	LOMIRE	SCC 232	37	NENY	MLFR122	29	RIVERA	ACCT332	3
KENNEDY	AL 212	5	LORDI	ENGL324	16	NG	ME 334	27	ROBERTS	MATH216	25
KENNEDY	BA 49C	8	LOVATA	ACCT334	3	NICHOLS	ACCT482	4	ROBINSON, J.	PHIL244	33
KERBY	HIST454	21	LUNDEEN	PHYS128	34	NICCLETTE	ME 439	27	ROBINSON, M.	FIN 231	18
KESSLER	PHIL246	33	MAGUIRE	THEC260	40	NORLING	HIST431	21	ROCHBERG-HALTON	HIST304	20
KHOR	MATH105	23	MALLON	ENGL109	14	CONNELL	HIST195	20	ROCHBERG-HALTON	SOC 300	37
KHOR	MATH226	25	MALLON	ENGL394	17	OCONNOR	THEC239	39	ROGERS	HUM 186	21
KHOURY	FIN 478	19	MALLOY	THEC100	38	OGRADY	ENGL109	14	ROOS	GOVT405	19
KIRKHAM	PHIL203	32	MARLEY	CE 470	9	OLSON	BICL344	8	ROSENBERG	AFT 252	7
KLAWITER	MLGR122	30	MARSHAL EK	PHYS202	34	OMEARA	THEO200	38	ROTSAERT	ENGL109	15
KLEIN	SCC 342	37	MARTIN	ENGL333	16	ONELL	AL 212	5	RUBULIS	MLRU102	30
KLEIN	SCC 446	38	MARTINEZ	CHEG241	9	ORourke	ANTH369	6	RUCCIO	ECON225	11
KLIN, LAPS., BAR.	PSY 111	36	MARULLO	MLRU102	30	OTTER	ENGL301	15	RUCHTI	PHYS128	34
KNIGHT	MATH126	24	MARVEL	ENGL109	14	OTTER	MATH104	22	SAHA	MATH104	22
KNIGHT	MATH323	26	MAST	MATH211	25	PAIGE	MATH106	23	SAYRE	PHIL201	32
KOHN	CHEG343	9	MATTA	ME 342	27	PARNELL	GOVT342	19	SCHARF	CE 486	9
KOLB	PHIL246	33	MATTHIAS	ENGL327	16	PARNELL	MLFR122	29	SCHINDLER	PLS 442	36
KOLETTIS	MATH105	23	MAXWELL	PSY 341	36	PARNELL	MLFR242	29	SCHIRMER	ENGL372	16
KOMMERS	GOVT413	20	MAYR	MLGR116	30	PARNELL	MLFR310	30	SCHIRMER	ENGL470	17
KOONTZ	GOVT341	19	MCCLAIN	ME 430	27	PASTO	CHEM335	10	SCHONWISE	ENGL109	15
KOSEL	MET 225	28	MCCLELLAND	AL 212	5	PERAINO	ACCT231	3	SCHWARTZ	CHEM196	9
KOURANY	PHIL232	33	MCDONALD	PHIL101	32	PERIFFER	GOVT425	20	SCHWARTZ	CHEM322	10
KOZAK	CMSC102	10	MCDONALD, B.	FIN 231	18	PHILIPICH	ACCT473	3	SEKANE	MATH226	25
KREUZMAN	MATH104	22	MCINTOSH	BIOL412	8	PILLAY	MATH210	25	SEKANE	BA 49C	8
KRIER	ENGL323	16	MCMULLIN	PHIL439	34	POCOCK	MLFR122	29	SERRIANI	CHEM420	10
KRIER	ENGL383	16	MCNEIL	THEC373	40	POLLAK	MATH196	25	SEXTON	MGT 231	28
KRYNSKI	ECON301	11	MELLEN	PHIL101	32	POLLAK	MATH262	26	SHAPIRO	HIST216	20
KSELMAN	HIST112	20	MELLON	PHIL265	34	POMERLEAU	AL 212	5	SIM	FIN 462	19
KUCICH	ENGL330	16	MELSA	EE 471	13	POURIER	PHYS202	34	SINGH	MARK374	22
KURTZKE	MATH106	23	MERLUZZI	PSY 353	36	POWELL	ACCT476	4	SLABEY	ENGL393	17
KWOR	EE 496	13	MERTENSOTTO	THEC344	40	POWER	PLS 242	35	SLOAN	PLS 244	35
LAARMAN	THEC200	38	MICELLI	THEC213	39	POWER	PLS 482	36	SLOWEY	ACCT473	3
LACUGNA	THEO100	38	MIHELICH	PHYS204	35	POWERS	CAPP331	8	SMALLRY	PHIL251	33
LAMANNA	SCC 499	38	MILLER	CHEM236	9	PRESS	ANTH110	6	SMITH	PLS 242	35
LANNING	FIN 360	18	MILLER-LUCEY	EG 120	13	PRICE	ENGL109	14	SMITH	SCC 342	38
LAPIERRE	ENGL109	14	MISTEWICZ	ACCT476	4	PRYOR	PSY 352	36	SMITH, P.	ENGL109	15
LAPORTE	THEC222	39	MOORE	ANTH228	6	QUIGLEY	EE 372	12	SMYTH	MATH226	25
LAPORTE	THEC225	39	MORAN	ENGL109	14	QUIGLEY	ENGL109	14	SNIEGOWSKI	AL 212	5
LAPSLEY	PSY 374	37	MORAN	HUM 186	21	RADZICKI	MGT 230	28	SNOW	MATH116	23
LARDNER	THEC200	38	MORRIS	ACCT380	3	RATHEURN	ENGL340	16	SOENS	ENGL319	15
LARKIN	ENGL109	14	MORRIS	PHIL201	32	RAVEN	ME 321	27	SOLOMON	PHIL101	32
LAUER	ARCH553	7	MUELLER	AE 438	4	RAVEN	ME 337	27	SOLOMON	PHIL243	33
LAUER	CE 266	8	MURPHY	EASC112	10	REITH	PHIL223	33	SOMMESE	MATH104	22
LEAHY	ECON455	12	MURRAY	HIST437	21	RETTIG	PHYS210	34	SOMMESE	MATH323	26
LIN	MATH106	23	NAGANO	MATH226	25	RETTIG	PHYS401	35	SPENCER	MGT 453	29
LIU	EE 354	12	NAGANO	MATH336	26	RICHARDSON	MLSP116	31	SPORLEDER	ARCH545	7

PROF:	COURSE:	PG:	PROF:	COURSE:	PG:
STERN	PHIL101	32	WEIHER	PHIL221	33
STERN	PHIL201	32	WEISS	THEO411	40
STEVENS	ART 286	7	WELLE	MLIT102	30
STOREY	THEO422	40	WERGE	ENGL496	17
STRIEDER	ME 328	27	WESLEY	ENGL109	15
STRUPECK	ACCT372	3	WETTSTEIN	PHIL203	32
SWARTZ	ECON225	11	WILKIN	THEO245	39
TABOR	THEO211	39	WILLIAMS	MLSP122	32
TABOR	THEO214	39	WILLIAMS, F.	MATH226	26
TAGESON	AL 212	5	WILLIAMS, J.	MGT 472	29
TAI	MATH126	24	WIMMER	MLGR112	30
TAI	MATH226	26	WIMMER	MLGR122	30
TAYLOR	CE 450	8	WIMMER	MLGR313	30
THOMPSON	MGT 231	28	WINKLER	EASC454	11
THOMPSON, K.	CE 458	9	WITTENBACH	ACCT480	4
THURIN	MARK492	22	WOLF	CFEG356	9
TILLMAN	PLS 382	36	WONG	MATH104	22
TOOMBS	ENGL109	15	WONG	MATH136	24
TREMBATH	THEO200	39	WORLAND	ECCA224	11
TRUBAC	FIN 361	18	WRIGHT	GOVT421	20
TURNER	COTH110	10	YACKSHAW	ENGL109	15
TURPIN	AL 212	6	YALE	ENGL109	15
TYSON	MGT 371	29	YOUNG	ECCN115	11
UHRAN	EE 361	12	YURKOVICH	EE 222	12
URDANK	AL 212	6			
VASOLI	SCC 332	37			
VASOLI	SCC 339	37			
VASTA	HUM 186	21			
VELLA	MATH126	24			
VIGER	ACCT332	3			
VROMAN	MLFR122	29			
VUCKOVIC	MATH126	24			
VUCKOVIC	MATH225	25			
WACHSBERG	PHIL243	33			
WAHLERS	MARK231	22			
WALTER	CHEM329	10			
WALTON	ENGL373	16			
WAMBEKE	ECCN302	11			
WARD	ACCT261	3			
WARLICK	ECON123	11			
WASIKOWSKI	MGT 352	28			
WASOWSKI	EASC208	10			
WATSON	PHIL222	33			
WEGEMER	ENGL109	15			
WEIGERT	AL 212	6			





Who has the capacity to govern our nation?

There is usually a mean and nasty phase in every presidential campaign, and the ending of this one is no exception. The shadow of the debates will hang over it to the last desperate minute.

What must strike any serious student of campaign history is the extreme tyranny of the media image, focusing on the debates. But

Max Lerner

The Lerner column

what should also strike us, as a corollary, is the extreme personalizing of the campaign. It is a harbinger, I fear, of what lies ahead in 1988 and 1992.

For better or worse, the Mondale camp pounced on the "senility factor" after the first debate. But the second debate thereby turned into a test of Reagan's mental competence and, on that strange level, Reagan won it with wit and resilience. Mondale's camp complains about the widespread conclusion that the campaign is over, but that follows on the heels of their own test.

Note that Mondale, in the second debate, took a high risk in turning every issue into a discussion of Reagan's competence to govern. Did he know enough? Mondale asked. Did he have the "smarts?" Was he "in charge?"

Perhaps Mondale had no choice. The economic issue had vanished with the recovery. The church-state issue didn't take, nor did even the deficit issue. The people favored a strong defense. Andrei Gromyko had come to Washington, Jose Duarte had met with the rebel leaders in El Salvador. A man bent on beating Reagan had to turn Reagan himself - his age, his mental state - into the issue. It was a

rough strategy, but the stakes are high and politics is rough.

It didn't work. Most of the media commentators are dismayed that it didn't, and baffled too. They are baffled because they failed to take the long view and can't understand that the people largely have taken it.

The long view is the capacity for governance. This cluster of economics, technology, politics, weaponry, diplomacy, alliances, religions, ethnicities, age groups, regions, interest groups - is it capable of being kept orderly enough to function well? In short, is America governable?

Ever since the Kennedy era assassinations, the Vietnam war and Watergate, the answer has been largely negative. With Carter and the failure of the hostage rescue operation in the desert, the negative seemed built into cement.

Reagan's achievement is to have changed all that. James David Barber, a prime American presidency watcher and not a friend of Reagan, has put it with scholarly detachment: "Reagan has ruined the argument that there's something endemic in our system that prevents innovative leadership." This doesn't mean agreeing with Reagan's changes. It only recognizes that he has made them.

Thus Mondale's stress on the issue of capacity to govern was a self-limiting and self-destructive one. It raised in the voters' minds the question of when Mondale ever has demonstrated that capacity himself. Not as senator, when he legislated but didn't govern. Not as vice president, when he assisted Carter but had no accountability on his own.

Above all, it reminded the voters that - with all his wrong positions and all his lapses on detail - Reagan has restored America's sense of being governable.

(c) 1984, LOS ANGELES TIMES SYNDICATE

Viewpoint Policy

Viewpoint wants to hear from you. If you have an opinion, brilliant insight or humorous comment concerning anything appearing in The Observer just send us a letter to P.O. Box Q.

Looking past today's political image makers

Unfortunately it seems that building the correct image is the key to success in American politics these days. Ronald Reagan has spent most of the current presidential campaign trying to dispel the image that he is not

Mark Boennighausen

Gravity is a myth

in control of his administration and that he is "trigger happy." Walter Mondale, on the other hand, through his commercials and campaign speeches, has worked hard to portray himself as a strong leader who knows the facts.

Both candidates have used scare tactics to influence the electorate about the other candidate's image. Mondale has implied repeatedly that Reagan doesn't care about the poor and that he will cut social security. Reagan, in his campaign, has stressed often that Mondale is weak on defense and thus may sell out the nation at the negotiating table. For the most part, the candidates have not discussed specifics.

Mondale did propose a fairly detailed tax plan but, as soon as the public seemed to ignore it, he quickly faced the reality of contemporary American politics. Specifically, discussion of substantive issues in an election will leave the American public bored and thus connect the offending politician to a boring personality.

An answer to why this is the case can be traced to the long campaign season. It can be strongly argued that the 1984 election began as soon as Reagan was elected in 1980. After the 1980 election, plans were quickly made in the Republican camp for the 1984 election while the same thing happened in the Democratic camp. The keys to success in that election were analyzed and new strategies based on these keys were mapped out.

The Presidential campaign begins in earnest with the primaries but when the primary season is finally over, the American public has already been injected with an incredible dose of politics. In the primaries the "facts" are tossed around by a myriad host of candidates and by the time the general election materializes the average American voter is more than a bit confused.

As a remedy, the voter will grab for fairly


constant images to help decide how to vote. These images are kindly provided by the campaign staffs of candidates and have been developed so thoroughly that they can be properly thought of as a new art form. The number of times we see Reagan, in his commercials or making a speech, with an American flag in the background is reaching the absurd. Mondale's commercials always have a foreboding voice narrating and they continually project a future peril if Reagan is re-elected. Whether attacking the opponent or reinforcing a positive view of a candidate, these commercials never discuss specific issues.

Though some campaign commercials are fascinating, it seems that much of the American population is bored with the American political process. As evidence, although Reagan won with a "landslide" victory in 1980, in reality only 28 percent of the eligible voters cast ballots for him. And in Congressional mid-term elections the turnout is even worse. When compared to the British process, where campaigning is limited to three weeks and participation by the British voters is remarkably higher than in the United States, the American record is dismal.

One problem in the United States may be that it has too much democracy. Although Americans only vote for President every four years, they vote for the entire House of Representatives every two years. Furthermore, state, county and local elections also must be added to the picture. All of this voting leaves little time for the electorate to find out anything about the candidates or the issues. The busy voter ends up relying on slick television ads and snippets of information provided on network and local television news broadcasts.

There may be hope, however, in this dreary picture. Recent registration drives have brought new voters into the political process, and the stark contrast between the two Presidential candidates may induce more people to vote and, better yet, drive people to become informed voters. A little time and effort in looking past the images when voting creates a "better vote" and in the long run a stronger democracy.

Mark Boennighausen is a senior Government major and is a regular contributor to the Viewpoint page.



The Observer

P.O. Box Q, Notre Dame, IN 46556

(219) 239-5303

The Observer is the independent newspaper published by the students of the University of Notre Dame du Lac and Saint Mary's College. It does not necessarily reflect the policies of the administration of either institution. The news is reported as accurately and as objectively as possible. Unsigned editorials represent the opinion of a majority of the Editorial Board. Commentaries, letters and the Inside Column present the views of their authors. Column space is available to all members of the community, and the free expression of varying opinions on campus, through letters, is encouraged.

Editorial Board

Editor-in-Chief Bob Vonderheide
 Managing Editor Mark Worscheh
 News Editor Sarah Hamilton
 News Editor Dan McCullough
 Saint Mary's Editor Anne Monastyrski
 Sports Editor Michael Sullivan
 Viewpoint Editor Dave Grote
 Features Editor Mary Healy
 Photo Editor Pete Laches

Department Managers

Business Manager Dave Taiclet
 Controller Maripat Horne
 Advertising Manager Anne Culligan
 Circulation Manager Jeff O'Neill
 Systems Manager Kevin Williams
 Production Manager Chris Bowler
 Project Manager Amy Stephan

Founded November 3, 1966

Student basketball ticket applications should arrive in the mail this week. If you have not received yours by Thursday, contact the ticket office at the ACC. Applications and payment will be collected next week according to the following schedule: seniors, Monday; juniors and students in their ninth semester or higher, Tuesday; sophomores, grad and law students, Wednesday; freshmen, Thursday. Distribution will be from 3 p.m. to 8 p.m. each day. - *The Observer*

The Notre Dame field hockey team was 6-0 in games during break. The Irish outshot Western Michigan, 32-1, and won, 3-0, before going on to defeat Hope College, 3-0, with a 22-9 margin in shots on goal. With 30 seconds remaining in the second overtime period, Molly McCabe scored to lift Notre Dame over Valparaiso, 2-1. The Irish then won the Western Illinois Tournament with a 1-0 overtime victory against WI, a 1-0 win over Southern Illinois and a 3-0 triumph over North Dakota. Melissa Sommer scored six goals during the week, Corinne DiGiacomo had three and McCabe accounted for two goals. Patti Gallagher protected the Notre Dame goal in all six games and recorded the five shutouts. - *The Observer*

The ND women's cross-country team competed in the North Star Conference Meet last Saturday in Indianapolis. Since the team is only a club, the Irish could not record any points in the meet, but Julia Merkel took seventh place in the 3.1-mile race in 19:20. Other top finishers for Notre Dame were Maureen Huffer, Patty Santos, Susan Wanchow and Ann Gibson. On Oct. 19, The Irish finished fifth in the collegiate division of the Indiana State Championship Meet on the Burke Memorial Golf Course. Mary Robertson was first in that meet in 19:06, Merkel was ninth in 20:20 and Allison Cameron was 26th in 21:53. - *The Observer*

The ND Women's Soccer Club will be meeting today at 4:30 p.m. on the Stepan fields. Any member who cannot attend should call Karen at 283-1293. - *The Observer*

The ND Water Polo Club will be meeting tonight at 9 p.m. in the LaFortune Little Theatre. - *The Observer*

The ND/SMC Ski Club will be collecting a \$100 deposit for its Christmas Colorado trip tonight in LaFortune from 7 to 9 p.m. The trip is limited to 50 people. For more information, call Julie at 283-4354. - *The Observer*

The ND/SMC Sailing Club will be meeting tonight at 6:30 p.m. at the boathouse. - *The Observer*

The men's novice crew team will be meeting tonight at 8 p.m. and again Thursday night at 7:30 p.m. in the LaFortune Little Theatre. - *The Observer*

The ND Weightlifting Club will sponsor a nutritional program seminar this Sunday, Nov. 4, at 2 p.m. in the LaFortune Little Theatre. All are welcome to attend the seminar, which will be conducted by the Shakley Corporation of Illinois. - *The Observer*

Stepan Center court time may be reserved by any interested club or organization. Representatives should request times in the Student Activities Office on the first floor of LaFortune by this Friday, Nov. 2. - *The Observer*

"Speaking of Sports" will have an open phone line for listeners to air their opinions tonight at 10 p.m. on WVFI AM-64. Chuck Freeby will take the calls at 239-6400. - *The Observer*

A horseback-riding trip to Happy Trails Riding Stables is being sponsored by NVA this Sunday, Nov. 4. Trips will leave at 10 a.m., 11:30 a.m., noon and 1:30 p.m. If you have put your name on the waiting list or are interested in signing up, bring \$5 to the NVA office to cover transportation and rides. - *The Observer*

The Saint Mary's volleyball team finished its 1984 season last night with a loss to Marion College, 15-3, 10-15, 15-1, 14-16, 18-16. The team ended the year with a 16-6 record, the best in its short history. The Belles travel to Franklin College this weekend to compete in the NAIA District Tournament. - *The Observer*

The Saint Mary's swimming team has started practicing. All swimmers should meet at Regina Pool at 4 p.m. today. If anyone has questions, call 283-3852. - *The Observer*

Observer Sports Briefs are accepted Sunday through Thursday until 4 p.m. at *The Observer* office on the third floor of LaFortune. Briefs must be written clearly. - *The Observer*

NFL Standings

NATIONAL FOOTBALL LEAGUE NATIONAL CONFERENCE						
East						
	W	L	T	Pct.	PF	PA
Dallas	6	3	0	.667	179	173
St. Louis	6	3	0	.667	279	213
N.Y. Giants	5	4	0	.556	175	186
Washington	5	4	0	.556	230	180
Philadelphia	4	5	0	.444	153	177
Central						
Chicago	6	3	0	.667	194	143
Detroit	3	6	0	.333	168	221
Tampa Bay	3	6	0	.333	163	224
Green Bay	2	7	0	.222	178	200
Minnesota	2	7	0	.222	170	219
West						
San Francisco	8	1	0	.889	247	143
L.A. Rams	5	4	0	.556	184	170
New Orleans	4	5	0	.444	186	205
Atlanta	3	6	0	.333	184	212

AMERICAN CONFERENCE						
East						
	W	L	T	Pct.	PF	PA
Miami	9	0	0	1.000	305	124
New England	6	3	0	.667	221	187
N.Y. Jets	6	3	0	.667	221	187
Indianapolis	3	6	0	.333	154	228
Buffalo	0	9	0	.000	143	271
Central						
Pittsburgh	5	4	0	.556	200	180
Cincinnati	3	6	0	.333	163	197
Cleveland	1	8	0	.111	116	166
Houston	0	9	0	.000	116	265
West						
Denver	8	1	0	.889	185	118
L.A. Raiders	7	2	0	.778	234	180
Seattle	7	2	0	.778	244	156
Kansas City	5	4	0	.556	172	176
San Diego	4	5	0	.444	221	240

Sunday's Results
Cincinnati 31, Houston 13
Dallas 22, Indianapolis 3
Chicago 16, Minnesota 7
New Orleans 16, Cleveland 14
Pittsburgh 35, Atlanta 10
New England 30, N.Y. Jets 20
St. Louis 34, Philadelphia 14
Green Bay 41, Detroit 9
Kansas City 24, Tampa Bay 20
San Francisco 33, L.A. Rams 0
Miami 38, Buffalo 7
N.Y. Giants 37, Washington 13
Denver 22, L.A. Raiders 19 OT

Monday's Result
Seattle 24, San Diego 0

The Observer Notre Dame office, located on the third floor of LaFortune Student Center, accepts classified advertising from 9 a.m. until 4 p.m., Monday through Friday. *The Observer* Saint Mary's office, located on the third floor of Haggard College Center, accepts classifieds from 12:30 p.m. until 3 p.m., Monday through Friday. Deadline for next-day classifieds is 3 p.m. All classifieds must be prepaid, either in person or by mail. Charge is 10 cents per five characters per day.

Classifieds

NOTICES

EXPERT TYPING 277-8534 after 5:30
TYPING AVAILABLE. 287-4082.
TYPING Jackie Boggs 684-8793
EXPERT TYPING 277-8534 after 5:30
TYPING AVAILABLE. 287-4082.
TYPING SERVICE 277-6045 PICKUP AND DELIVERY
Is it true you can buy jeeps for \$44 through the U.S. government? Get the facts today! Call 1-312-742-1142 ext. 7316.
TYPING CALL CHRIS 234-8997
\$5 CASH FOR TEXTBOOKS \$\$ PANDORA'S BOOKS 937 SOUTH BEND AVE. 233-2342
TYPING SERVICE at reasonable rates. Very professionally done on the latest IBM and XEROX word processing equipment. Please call 287-5157. Will deliver and pick up. Copying service also available.

LOST/FOUND

LOST: WHITE MEMBERS ONLY JACKET. IF FOUND CALL STEVE 3527. LOST FRIDAY, OCT. 12, ROOM 101 HURLEY.
LOST! LOST! LOST! GOLD HERRING-BONE NECKLACE EXTREME SENTIMENTAL VALUE! REWARD IF FOUND CALL 1647 PLEASE!
Still Lost--A black jacket with "South Side Italian" written on back and "Carrie" written on front. Please return--I'm cold!! Call Carrie 284-5172

WANTED

NEEDED!!! Part-time retail sales personnel for CORNERSTONE. Seeking warm, gregarious individuals who enjoy selling family active-wear. Hourly wage \$4.00. Apply in person at Buyer's Marketplace, 5901 North Grape Rd.
NEEDED IMMEDIATELY - ENERGETIC PERSON TO SUPERVISE II COORDINATE GAMES FOR CHILDREN. PLEASE CALL HOLIDAY INN, 272-6600, EXT. 256 OR 453. AFFIRMATIVE ACTION EMPLOYER M/F/H
WANTED IMMEDIATELY: A crazy, fun-loving Guitar Player for Youth Camping Club! A volunteer willing to play guitar and lead camp songs for a church sponsored group of campers 9-15 yrs. old. Trips are approximately one weekend/month to nearby camps. Travel expenses paid. Contact: Bill Staunton Crusoe Adventure Camps 2344-1992 (evenings) Sponsored by Little Flower Church (1/2 mile East of Notre Dame)
SKI ASPEN FREE! ND coordinator needed for student trip to Aspen. Free trip fl substantial commissions. Phone collect today 215-387-4955 evenings.
NEED RIDE TO MIAMI U this weekend maybe rentacar call Bob 277-0911

TICKETS

DESPERATELY need 2 Penn State tickets!! Will pay\$\$\$\$ call Beth 239-6328
PENN ST GAS FOR SALE 272-6306
HEY!! You don't wanna see those guys play Penn State! I don't either- but my friend from PSU wants to gloat... So sell me your STUDENT TICKET to PSU now. You'll feel better for it. Call Keith 3345.
Boy do I need Penn State GA's!! Yesiree, 4 of 'em. If you can make my day call Stan at 2452. Make this Pennsylvania boy happy.

DEAR DOMERS:

I need 4 PENN STATE GA'S. CALL JOE 1933. PLEAAASE!!

PERSONALS

HELP! I NEED 4 PENN GAS... CALL SUE 3843 2
HEY SMC SOPHS GHOSTBUSTERS costume S.Y.R. is this SAT. Nov. 3 Get psyched and buy your tickets through your hall reps this week.
OAR HOUSE: COLD BEER & LIQUOR, CARRY OUT TIL 3 A.M., US 31 N., ONE BLOCK SOUTH OF HOLIDAY INN.
SAFE TO THRASH!!!
MERCY IS FOR THE WEAK
ROSEMARY ROSEMARY ROSEMARY ROSEMARY Does she know what Wed. was? I think she should. Aren't you nostalgic for freshman year? We could arrange it so you could live it over. "I just responded."
Paul, I hope you make it to the golf course, not just the putting green on your next try. I heard you handled your clubs well out there.
Welcome back SKID ROW lets pick it up where we left off!!!
Theo Majors and other interested students: Don't miss the presentation by two members of the Theology Forum--Gary Kopycinski and Russ McDougall--tomorrow, Wed., Oct. 31 at 10 pm in 341 O'Shag.
MOM AND DAD,
THANKS!
NEED TICKETS to Penn State. Parents want to see first ND football game. Hey, they're my parents, what can I say. Please sell me 2 GAs, or I am in the dog's house. Call Maureen at 1333.
RUN WITH A FAST CROWD! ND women's track is now getting underway. Stay tuned for more details and results. Hey, lets get psyched for the CAN-AM GAMES in Ontario, January '85!!!

Penn State Penn State PENN STATE!

All I ever wanted were 3 G.A. tickets to Penn State. If you have them, call Mary at 1333.
Join the Anne F Club. Go to an expensive SYR, spend two hours in the bathroom, and then bag your date before midnight. Hey, Anne, how was that party at Stanford, anyway?
Hey SAMBUKA lovers, identify yourselves! the painters of the golden dome helmets
What's a Pudaduh?
THERE IS NO SUCH THING AS A MATURE RESPONSE
MERCY IS FOR THE WEAK
ROSEMARY ROSEMARY ROSEMARY ROSEMARY Does she know what Wed. was? I think she should. Aren't you nostalgic for freshman year? We could arrange it so you could live it over. "I just responded."
Paul, I hope you make it to the golf course, not just the putting green on your next try. I heard you handled your clubs well out there.
Welcome back SKID ROW lets pick it up where we left off!!!
Theo Majors and other interested students: Don't miss the presentation by two members of the Theology Forum--Gary Kopycinski and Russ McDougall--tomorrow, Wed., Oct. 31 at 10 pm in 341 O'Shag.
MOM AND DAD,
THANKS!

I know that this sounds strange, and I probably should have spoken up sooner, but I feel silly about the whole thing. Anyway, what happened was I went to Farley's SYR a couple of weeks ago, and somehow came back with two different sized shoes. So, if you were being wild in rm 233 and are now missing a size 10-C brown loafer, give me a call at 1504. Of course, no names will be revealed, we must retain our pride (even though we can't hang onto anything else.)
Angie, let's carve a pumpkin together sometime. Love Dave
Women's Track Team Practice begins Wednesday, October 31, at 5 p.m. on the indoor track at the ACC. Meet outside the weight room. All interested are encouraged to attend. There will be a meeting and light workout.
ALL remaining money for Campus View sweatshirts is due Tues. nite so that sweatshirts may be picked up Weds. Please drop by Bldg. 54631, Apt. 207 anytime with balance.
Feeling like I ought to sleep. This layout room is sinking deep. Searching for something to say. Waiting for the break of day. Should I try to do some more? 25 or 6 to 4 the production staff
JOHN ZIEBERT ND INTRAMURALS TENNIS CHAMP Way to go, ZIEBS! 2 for 2, and 1 more in '85. The septet's proud. P. S. Are you really a HARD habit to break?
DAVE SIMON IS A WANNABE! ...ask any midwesterner
Kevin Luthringshausen... Have you ever dated any children past the teething stage?
DAVE SCHRAUTH... What's a ROB-IT?
HE FOUND ME! --- Campus Crusade for Cihulhu...
Morrissey DT Delinquents--Glad to hear you didn't have to spend October break in the "Roseland Lock-up"--But don't laugh too hard We don't get mad, we get even!--Maureen & Heather
Half-beard: Thanks for the post card. Hope your midterm went well yesterday. KT
ND football team - Great game last Saturday. Now sink those sailors. A loving fan.

Well hello D.J.! Howzit? Hope you had a vacation that fulfilled all your wildest fantasies, (except our "lunch" date.) What happened?? I'm sooo hungry!!
ND football team - Great game last Saturday. Now sink those sailors. A loving fan.
Michigan Recap the arrival "It's raining, Cheryl must be driving"; backseat snoozing; Buffaloes!; no phone, no ABC & an outhouse!; glistening sweat & the Electro-gard local; boating & 4-wheelin' in a Buick; What hill?; the river and Earl's directions; silverware in the road; Baasammbi; discovering props; "Could I?" ;fluuddolph; crushing ice; a frigid squirrel; fearless explorers; contemplative tranquility; silence is deafening...
SCOTT I really am sorry. How about dinner on Friday before the Masquerade Ball? NANCY O
MIAMI U. OF OHIO: Anyone driving there this weekend? If so, we both need a ride. Will share usual. Call Cathy or Jennie at 4042.
Lowanda Give it up. It is over (not that it ever really got started). I have found someone else. I guess you were just too much for me.
P.S. I hear Denno is looking for a special someone.
PASTA'RIA HINDY CITY SPORTS EMPORIUM HALLOWEEN PARTY Come Join the Fun Oct.31st 9pm--DJ Dancing!Costume Contest!Yukon Jack Specials!Dart Tournament!Air Guitar Contest! ST Rd 23-Just South of Ironwood.272-4935.
Saint Jude is great!--Susie
Morrissey DT Delinquents--Glad to hear you didn't have to spend October break in the "Roseland Lock-up"--But don't laugh too hard We don't get mad, we get even!--Maureen & Heather
Half-beard: Thanks for the post card. Hope your midterm went well yesterday. KT
ND football team - Great game last Saturday. Now sink those sailors. A loving fan.

Carolina

continued from page 12

closer to a score. A 12-yard run by Chris Smith also helped to set up Beuerlein's five-yard pass to Mark Bavaro for the touchdown.

With Notre Dame ahead 14-7, South Carolina drove 73 yards, with Kent Hagood bullying his way up the middle on fourth and one from the Notre Dame two-yard line to tie the score.

John Carney's 48-yard field goal, the longest of his career, gave Notre Dame a 17-14 lead at the half. Carney missed a 39-yard attempt in the first quarter to end his consecutive string of field goals at six.

Early in the third quarter, Notre Dame got another break as Mitchell fumbled the snap and Mike Golic recovered for the Irish at the South Carolina 47. A 16-yard run by fullback Chris Smith was the most Notre Dame could muster before settling for a 47-yard Carney field goal to go on top 20-14.

Shortly after the rains began to fall, Notre Dame's Mike Gann recovered a Quinton Lewis fumble at the Gamecock 14-yard line.

Three plays later, the Irish used a short version of the flea flicker successfully to score. Beuerlein pitched right to Pinkett, who then tossed the ball back to a wide-open Beuerlein on the six-yard scoring play.

Faust hoped to take a two-touchdown lead, but Beuerlein was sacked on the two-point conversion try.

With a seemingly comfortable 26-14 lead going into the fourth quarter, the mistakes began to cost the Irish.

Early in the fourth period, Hiawatha Francisco picked off a Hold pass in the endzone to stop a South Carolina drive. But a pass interference call against another defender gave the Gamecocks the second chance they needed. Hold snuck in from the one for the touchdown. Then Hagood's two-point conversion run pulled Carolina within four, 26-22.

The two teams then exchanged

turnovers, but neither one made effective use of their good luck.

Another costly letdown by Notre Dame then enabled Hold to scramble 33 yards on third and long for the go-ahead touchdown. The Irish appeared to have Hold contained behind the line of scrimmage on the broken play, but he dipped under the rush and broke to the open field before the Notre Dame defensive backs could converge. Francisco slipped in pursuit and Eric Poole delivered a key block on Steve Lawrence at the 10-yard line to clear the last obstacle for the zig-zagging Hold.

"The coach told me that they were letting me have the delay," said Hold. "I just did what he told me and was able to follow the blocks into the endzone."

Two plays after the kickoff, the Irish created another disaster for themselves. Smith fumbled a pitch and the Gamecocks were 17 yards from adding insurance to their lead. Three plays later they did just that. Lewis' four-yard run around the left side put Carolina on top 36-26 with 7:47 left to play.

"I had the ball. It wasn't Steve's fault on the play," said Smith. "I thought we played a lot harder this week and deserved to win. We just made too many mistakes for that to happen."

Still trying to get back on track, Notre Dame marched 83 yards with Pinkett capping the drive with a one-yard plunge, which gave him his first 100-yard game since the Liberty Bowl. The touchdown pulled the Irish within four at 36-32.

But more misfortune was yet to come.

With just under two minutes remaining in the contest, the Irish defense tightened and forced the Gamecocks to punt from their own endzone.

When the snap went through the hands of punter Tom O'Connor and out of the endzone, it appeared that Notre Dame had a safety and would need just a field goal for a win. Unfortunately, Carolina was called for a dead ball foul, motion before the snap, so the down was replayed.

The punt gave the Irish good field

position at the South Carolina 47. Beuerlein, who needed to move the Irish into the endzone, was forced to throw long with no time outs remaining.

On first down, a wide-open Bavaro saw a pass slip through his hands on the South Carolina 25-yard line. On second down Beuerlein went for everything. His long pass down the right side for a double-covered Howard was picked off by Carolina cornerback Earl Johnson and the Notre Dame comeback attempt was thwarted.

"We needed seven points," said Beuerlein. "I didn't have a lot of time on the play and I thought Joe was open. I just didn't get enough on the ball."

Despite the loss, Beuerlein's 15 of 29 for 260 yards was the best passing performance of his career.

South Carolina head coach Joe Morrison was elated at the game's outcome.

"Damn, it's exciting to take Georgia, Pitt and Notre Dame in one year," said Morrison. "I told the ball club that I've never been prouder of a team in my life. We were really down in the first half, but our guys got back up and we turned it around by the end of the ballgame."

South Carolina outscored Notre Dame 22-6 in the fourth quarter en route to its sixth win against no defeats and the school's best start in its history.

South Carolina	7	7	0	22	-	36
Notre Dame	0	17	9	6	-	32

USC - Mitchell 1 run (Hagler kick)	
ND - Pinkett 4 run (Carney kick)	
ND - Bavaro 5 pass from Beuerlein (Carney kick)	
USC - Hagood 2 run (Hagler kick)	
ND - Carney 48 FG	
ND - Carney 47 FG	
ND - Beuerlein 6 pass from Pinkett (run failed)	
USC - Hold 1 run (Hagood run)	
USC - Hold 33 run (Hagler kick)	
USC - Lewis 4 run (Hagler kick)	
ND - Pinkett 1 run (pass failed)	

	USC	ND
First downs	20	20
Rushing attempts	62	44
Net Yards Rushing	256	149
Net Yards Passing	81	266
Passes comp-attempted	5-15	16-30
Had intercepted	2	2
Total Net Yards	337	415
Fumbles-lost	4-3	4-2
Penalties-yards	7-30	7-50
Punts-average	5-40	4-44

Individual Leaders

RUSHING - South Carolina: Hagood 16-89; Hold 17-68; Dendy 8-26; Mitchell 10-26; Brown 7-25; Hillary 1-11; Wompel 1-7; Lewis 2-4; Notre Dame: Pinkett 25-100; Smith 11-52; Brooks 2-5; Jefferson 1-2; Beuerlein 5-(-10).

PASSING - South Carolina: Hold 4-9-1, 66; Mitchell 1-6-1, 15; Notre Dame: Beuerlein 15-29-2, 260; Pinkett 1-1-0, 6.

RECEIVING - South Carolina: Cortey 1-31; Bradshaw 1-15; Lewis 1-15; Hagood 1-10; Smith 1-10; Notre Dame: Jackson 3-58; Gray 3-49; Ward 2-81; Pinkett 2-26; Bavaro 2-11; Howard 1-16; Brown 1-14; Beuerlein 1-6; Smith 1-5;

Attendance - 59,075

Soccer team wins one, loses two over break

By PHIL WOLF
Assistant Sports Editor

The 1984 season has been a frustrating one for the Notre Dame soccer team, and the team's action during the past week added to the frustration.

During break, the Irish were scheduled to play four games, all of which they were favored to win. However, they ended the break having played only three games, losing two of the contests.

The first game was to be at Kentucky on Oct. 21, but Irish coach Dennis Grace decided to cancel the trip when the team bus broke down the night before the game. The trip was going to be expensive, the team would arrive in Kentucky very early in the morning, and the scheduled opponent is only a club team.

"We took a vote," Grace said, "and 20 of 22 players said they did not think we should go. It (Kentucky) was only a club team, and it wasn't worth the trip at that point."

In addition, Grace said he wanted to give his team a chance to prepare for its game at Wisconsin, which promised to be the most challenging match of the week.

In the opening minutes of the game on Oct. 24, that preparation seemed to have paid off. The Irish attacked the Badgers' goal aggressively in the first ten minutes of the game, and they created some excellent scoring opportunities, including a near-miss by Dave Miles.

"We had three shots in the first ten minutes," Grace said. "We could have been up 3-0.

The Irish did not score, though, and the Badgers scored on their first opportunity of the game. Oscar Pedrassa got the goal by knocking the ball out of goalkeeper Jim Flynn's hands with his head. Only 11:55 into the game, Wisconsin had a 1-0 lead that it would never relinquish.

Additional goals at 50:09 and 88:41 gave the Badgers the victory, 3-0. Notre Dame never was able to threaten the Badgers successfully after the first goal.

Two days later, the Irish travelled to Wisconsin-Platteville. In that

game, on Oct. 26, Steve Lowney put the Irish on the scoreboard first at 15:11. Scoring first in games has been a trademark of Notre Dame for most of the season, but Platteville did not give up.

Goals at 20:40 and 31:40 gave Platteville the lead, which it held almost until halftime. However, Lowney scored his second goal of the day and of the season to tie the game again. Rich Herdegen assisted on Lowney's second strike.

"When we were down, 2-1, we showed a great deal of character," Grace said. "For the first time this year, we didn't roll over and play puppy. We decided to fight back."

Tom Daley gave the lead back to the Irish at 57:45 on a penalty kick, but again Notre Dame's opponent came back. At 67:57, the game was tied at three.

Then, with only 58 seconds remaining in the game, Herdegen, the Irish tri-captain who has scored three game-winning goals this season, gave Notre Dame the victory. Dave Miles set up the play with a corner kick, which Daley deflected before Herdegen headed it home.

Back at home on Oct. 28, the Irish found themselves behind again, this time to John Carroll, a team that the Irish had rescheduled from earlier in the month.

John Carroll jumped out to a 2-0 halftime advantage, but Grace said he was confident at the time that the Irish could come back.

"I reminded them of Platteville, that we can fight back and get back in the ballgame," Grace said. "In the second half we just destroyed them."

Goals by Herdegen and Chris Telk tied the game with 15:37 remaining, but it was John Carroll that pulled the game out at the end this time.

With only 1:08 showing on the game clock, John Carroll intercepted a throw-in from Joe Howe just outside the Notre Dame penalty area, and Flynn was beaten on the ensuing one-on-one to the goal.

The Irish outshot John Carroll, 10-3, in the second half, but the lone goal at 58:52 destroyed the Notre Dame comeback.

Chargers victim of shutout Seattle romps over San Diego, 24-0

Associated Press

SAN DIEGO - Dave Krieg passed for 282 yards, Steve Largent caught three touchdown passes, Kenny Easley had three interceptions and the Seattle Seahawks pummeled the San Diego Chargers 24-0 last night.

The Seahawks' swarming defense sacked Chargers quarterback Dan Fouts six times, forced three turnovers and handed San Diego its first shutout since a 7-0 loss to Denver in 1979. Seattle improved to 7-2, good for a second-place tie with the Los Angeles Raiders, one game behind

the Broncos in the rugged AFC west.

The Chargers played without injured receivers Kellen Winslow and Wes Chandler and used number two tight end Pete Holohan sparingly. San Diego fell to 4-5, all the losses against AFC west opponents, and severely hurt its hopes to stay in the race for a playoff berth.

Krieg, who entered the game with a 53 percent pass completion rate, connected on 23 of 29 arials against San Diego's inexperienced secondary. He directed touchdown drives of 96, 81 and 63 yards.

Largent, who now has caught passes in 100 consecutive games, hauled in scoring strikes of 11, 13 and 16 yards. His first TD catch was his first reception of the night, the fifth straight game he has done that.

Easley, a fourth-year pro from UCLA, squelched three San Diego drives into Seattle territory, picking off a pass at his own four-yard line in the first quarter, the 16 in the third and the 11 in the final period. His three interceptions set a team record.

ND/SMC

Halloween Party !

Wednesday, October 31
9:30 pm. Senior Bar

4 for 1
beers!

- ★ Movies !
- ★ Palm Reader !
- ★ Wear a costume !

NEW 5 SESSION PROGRAM

We don't know what to call this program. It doesn't have a name. But we will cover:

- HOW TO DEAL WITH TENSION, PRESSURE, STRESS
- LEARNING RELAXATION EXERCISES
- HOW TO IMPROVE YOUR SELF-ESTEEM
- HOW TO FEEL BETTER THROUGH CHANGES IN WHAT YOU THINK
- HOW TO IMPROVE YOUR NUTRITION
- HOW TO MAINTAIN AN IDEAL BODY WEIGHT
- HOW TO MANAGE YOUR TIME


Can you come up with a good name? Are you interested in a program like this? Call 239-7336 or come by the 3rd floor of The Student Health Center to sign up. Limited enrollment.

Sponsored by:
COUNSELING & PSYCHOLOGICAL SERVICES CENTER

Beginning November 1st (Thursday) from 3-4:30

The Knights of the Castle

Men's Hair Styling at its finest
minutes from campus



272-0312
277-1691


54533 Terrace Lane
(St. Rd. 23)

Across from Martin's

\$5.00

HAIRCUTS

\$8.50
Haircut
shampoo
blowdry



Hair must be Shampooed day of cut.

We are only minutes from campus

AP Top Twenty

The Top Twenty college football teams in The Associated Press poll, with first-place votes in parentheses, this season's records and total points. Points based on 20-19-18-17 etc. Notre Dame opponents are italicized.

1. Washington (50)	8-0-0	1,184
2. Texas (3)	5-0-1	1,121
3. Nebraska (3)	7-1-0	1,078
4. Brigham Young (4)	8-0-0	970
5. South Carolina	7-0-0	919
6. Miami, Fla.	7-2-0	872
7. Oklahoma St.	6-1-0	741
8. Georgia	6-1-0	714
9. Boston College	5-1-0	703
10. Oklahoma	5-1-1	586
11. Auburn	6-2-0	558
12. West Virginia	7-1-0	540
13. Florida	5-1-1	425
14. Florida St.	5-1-1	406
15. Louisiana St.	5-1-1	357
16. Ohio State	6-2-0	341
17. Iowa	6-2-0	272
18. Southern Cal	6-1-0	239
19. So. Methodist	4-2-0	166
20. Texas Christian	6-1-0	113

LSU

continued from page 12

knew we had a great opportunity to win back some respectability, especially on national television."

Hilliard's run may have shifted the momentum in the Tigers' favor, but it did not last too long as the Irish offense picked up where it left off and drove the ball right down the throat of the tired LSU defense. Utilizing the passing of Steve Beuerlein (16-of-28, 168 yards, two interceptions) and the running of Smith and Pinkett, the Irish moved 67 yards in 15 plays. Once again, the drive stalled, but, once again, Carney nailed a field goal to move the Irish ahead by more than a touchdown, 23-14.

The Tigers made one last serious challenge when they took advantage of a personal foul on Notre Dame to move the ball to the Irish 28, but Wickersham, under pressure from Gann, threw a pass that linebacker Mike Larkin stepped in front of and intercepted.

Needless to say, the victory will quell some of the criticism of Gerry Faust and his team, at least temporarily. Although the win only brought the team's record to .500, it should be a big confidence-booster.

The game also provided Notre Dame fans with a look at what they haven't seen for the first seven games this season - a consistent, solid performance over the entire four quarters. Whether things continue in such a way remains to be

seen, but it is obvious that, even with all the injury problems, the Irish can be very impressive if they play well.

"Notre Dame is a good football team," said Arnsperger. "They've gone through a lot of adversity. Give them all the credit."

"Let me tell you something," said Faust, who was the subject of ABC's halftime show. "They'd have quit a long time before the first quarter with everything that's been said this year. They're just strong kids. And I'm a strong guy, too. I'll tell you that right now. And I'll last."


What was that about Faust resigning at the end of the year?

Saturday's Game				
Notre Dame	7	10	3	10
Louisiana St.	7	0	7	8

Scoring
 LSU - Hilliard 3 pass from Wickersham (Bentanzos kick)
 ND - Pinkett 1 run (Carney kick)
 ND - Carney 44 FG
 ND - Carney 37 FG
 LSU - Carney 34 FG
 ND - Brooks 3 run (Carney kick)
 LSU - Magee 50 pass Wickersham (Fontenot pass from Wickersham)

	ND	LSU
First downs	25	15
Rushing attempts	58	23
Net Yards Rushing	202	118
Net Yards Passing	168	213
Passes comp-attempted	16-23	19-27
Had intercepted	2	1
Total Net Yards	370	331
Fumbles-lost	4-1	1-0
Penalties-yards	7-62	5-35
Punts-average	2-42	4-46

Individual Leaders
RUSHING - Notre Dame: Pinkett 40-162; Smith 9-47; Beuerlein 6-(-17); Brooks 2-6; Flemons 1-4; Louisiana St.: Hilliard 13-118; James 5-15; Fontenot 1-8; Wickersham 4-(-23);
PASSING - Notre Dame: Beuerlein 16-23-2, 168; Louisiana St.: Wickersham 19-27-1, 213;
RECEIVING - Notre Dame: Gray 4-35; Bavaro 3-30; Jackson 2-28; Brown 2-24; Pinkett 2-13; Howard 1-13; Ward 1-13; Williams 1-12; Louisiana St.: Hilliard 6-45; Andrews 4-18; James 3-15; Martin 2-42; Magee 1-50; Fontenot 1-28; Rathjen 1-10; Jean Battiste 1-5;
 Attendance - 78,033



The Observer/Pete Laches

Mike Golic (55) and the other members of the Notre Dame defense again did their jobs at stopping the progress of the Irish opponents in the last

two games. In addition, the offense came to life resulting in fine performances for Notre Dame. See game stories on the back page.

Sting perform at ACC

The Chicago Sting professional soccer team played an exhibition indoor soccer game against the Minnesota Strikers last night in the north dome of the ACC.

The Sting won the match, which was held as a benefit for the Special Olympics, 5-4, on a goal with 11 seconds remaining.

The game-winner was scored by Pato Margetic, the long-haired player from Argentina, whom the the Sting's public address announcer billed, "one of the most exciting players in American soccer."

The winning goal broke a tie that had been on the scoreboard since the first half of the game. It seemed to many of the fans at the contest that the exhibition was set up to end just the way that it did: the "exciting" player scored with an assist from one of the crowd's favorites, West-German-

born Karl-Heinz Granitza.

The Sting scored first in the game, but the Strikers came back to tie the score at one and again at two. Minnesota took the lead at 3-2 and 4-3, but both times the Chicago team came back to tie the game.

The Sting played only reserves for most of the second half, and neither team appeared to put forth much effort. The crowd, obviously disappointed, responded with silent semi-attentiveness.

With about five minutes remaining in the game, Chicago coach Willy Roy finally put his starting lineup back into the game. The public address announcer urged the crowd to cheer for the stars, but too many of the fans felt that they had been cheated out of half of the exhibition, so they remained relatively quiet.

Recruit

continued from page 12

(academic) tradition and great alumni, people who will always help you along."

Last year as a junior, Stevenson averaged 20.5 points at Roman Catholic in leading the Catholic South Conference in scoring. He really developed as a player as the year went on, and was named to the second team of an all-city squad se-

lected by *The Philadelphia Daily News*.

After he announced his decision, Stevenson's parents - Jack, a former Harlem Globetrotter, and Sheila Daniels - admitted that they both had wanted their son to choose Notre Dame, although they had not let him on to that fact.

Stevenson will sign the national-letter-of-intent on Nov. 14, the first day high schoolers are allowed to do so by the NCAA.

NOW THERE'S A FARE FOR PEOPLE WITH MORE BRAINS THAN MONEY.

PIEDMONT'S 50% OFF COLLEGE FARE.

Face it, your learning years are not your prime earning years. But don't let that stop you from moving off campus.

Through February 28, 1985, you can fly anywhere Piedmont flies for half fare. To LA and New York. And to all kinds of hot spots and hometowns in between.

What's the catch? Well, you must be under 26 and have a valid student ID. Read the fine print below for restrictions.

Piedmont's 50% Off College Fare. More proof that our commitment to higher education is not just a lofty ideal.

PIEDMONT AIRLINES

Non-refundable, round-trip tickets must be purchased at least seven days before travel. Not available all day Friday or Sunday after 1:00 pm. Holiday travel restrictions apply. Call your travel agent or us at 1-800-251-5720.

The Irish Gardens

your Screw your Roommate Headquarters



Hours:
12:30-5:30 p.m.

Dial 283-4242 to place an order

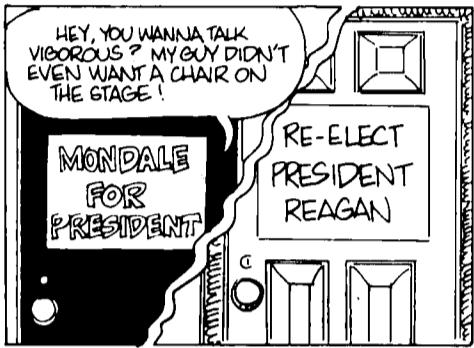
Order corsages and wrapped flowers in advance
Two days notice required for corsages

Doonesbury




Garry Trudeau

Tank McNamara






Jeff Millar & Bill Hinds



Bloom County



Berke Breathed



The Far Side

Gary Larson



"Gee ... look at all the little black dots."

Campus


- 12 - 1 p.m. — **Lecture**, "The Role of the Professional Woman in the American Family," Eleanor Smeal, Past President of NOW, Law School Student Lounge.
- 3:20 p.m. — **Mathematical Colloquium**, "Classification of the Curvature of Kahler Manifolds," Prof. Qi-Keng Lu, Academia Sinica, Peking, China, Room 226 CCMB.
- 3:30 p.m. — **Lecture**, "Conversation on Israel," John Auerbach, Israeli Author, New Orleans Room, LaFortune, Sponsored by Mediterranean-Middle East Concentration, Free.
- 3:30 p.m. — **Graduate Seminar**, "A Random Walk in Porous Media," Prof. J.L. Duda, Pennsylvania State University, Room 181 Fitzpatrick Hall.
- 7 p.m. — **Ground Zero Meeting**, Center for Social Concerns, Sponsored by Ground Zero.
- 7, 9:15 & 11:30 p.m. — **Film**, "Jaws," Engineering Auditorium, Sponsored by Student Activities Board, \$1.
- 7:30 p.m. — **Faculty Seminar Lecture Series**, "Classical America: Rush's Water Works," Garry Wills, Welsh Visiting Professor, Third Lecture of Series, CCE Auditorium.
- 7:30 p.m. — **Lecture**, "Shared Reflections on a Feminist Spiritual Journey," Ms. Meinrad Craighead, Stapleton Lounge, LeMans Hall (SMC), Sponsored by SMC Campus Ministry, Free.
- 7:30 p.m. — **Tuesday Night Film Series**, "War/Peace," Annenberg Auditorium.
- 8 p.m. — **Concert**, Kenny Rogers & Crystal Gale, ACC, \$16 & \$13.50.
- 8 p.m. — **Lecture**, "Kolakowski & the Warsaw School in the History of Ideas," Prof. Andrzej Walicki, Galvin Life Science Auditorium.
- 9:15 p.m. — **Shakespeare Club Meeting**, Library Lounge, Sponsored by Shakespeare Club.

TV Tonight

- | | | |
|-----------|----|-----------------------------|
| 6:00 p.m. | 16 | NewsCenter 16 |
| | 22 | 22 Eyewitness News |
| | 28 | NewsWatch 28 |
| 6:30 p.m. | 16 | NBC Nightly News |
| | 22 | CBS Evening News |
| 7:00 p.m. | 16 | M*A*S*H |
| | 22 | Dukes of Hazzard |
| 7:30 p.m. | 16 | Barney Miller 2 |
| 8:00 p.m. | 16 | The A-Team |
| | 22 | Aftermath |
| | 28 | Foul-Ups, Bleeps & Blunders |
| | 34 | Nova |
| 8:30 p.m. | 28 | Three's A Crowd |

The Daily Crossword

- | | | | | | |
|-------------------------|---------------------------------|-------------------------|----------------------|-----------------|------------------------|
| ACROSS | 37 Part of a historic signature | 62 "— smile be your..." | 12 Transfer item | 52 Refs' kin | 55 "— creature was..." |
| 1 Tableland | 38 Attend to the turkey | 63 Race of Norse gods | 13 A Ford | 53 Undiluted | 56 Cheese |
| 5 Pressure groups | 39 "Arabian Nights" woodcutter | 64 Norms: abbr. | 19 Chastise | 54 Author Haley | 58 "Exodus" hero |
| 9 Residence | 40 Balkan dweller | 65 Test | 21 107 | | |
| 14 Pearl Buck character | 41 Bellicose god | DOWN | 25 Koch's city | | |
| 15 Biblical land | 42 Shankar's instrument | 1 Marquand's detective | 26 Experts | | |
| 16 Having two feet | 43 Land in water | 2 Alt. | 27 Threshold | | |
| 17 Act the caretaker | 44 Honeyed | 3 All there | 28 L x W | | |
| 18 Gymnastic feats | 45 Socialize | 4 US composer | 29 Item in the black | | |
| 20 Scalps | 49 Mets' turt | 5 Fowl | 30 Intelligence | | |
| 22 Dundee negative | 50 Have being | 6 Way to Fairbanks | 32 Bern's river | | |
| 23 Neck-and-neck | 51 Coverlet | 7 Singer Vikki | 34 Pro — | | |
| 24 Go over the details | 57 Award-winning play | 8 Urban air at times | 35 Certain girder | | |
| 26 Neat — | 59 Trudge | 9 Casts down | 36 Not one | | |
| 29 Covered by water | 60 Flambeau | 10 Small part | 38 Rocky | | |
| 31 Certain clouds | 61 Former "Tonight" host | 11 Have thoughts on | 42 Plaintiff | | |
| 32 — were | | | 44 Pele's game | | |
| 33 Cork is there | | | 45 Scissors | | |
| | | | 46 Israeli port | | |
| | | | 47 Papal vestment | | |
| | | | 48 Church sections | | |
| | | | 49 Violin for short | | |



© 1984 Tribune Media Services, Inc. All Rights Reserved

PLANTS..PLANTS..PLANTS..PLANTS..PLANTS..PLANTS



FOR YOUR PLANT NEEDS
IRISH GARDENS
 DIAL 283-4242
 Mon - Sat 12:30 - 5:30
 Order corsages and wrapped flowers in advance

HORROR MOVIE WEEK BEGINS!

Tonight...



Wednesday - 'Psycho'
 Thursday - 'Carrie'
 Fri./Sat. - 'The Exorcist'

7:00 9:15 11:30 \$1.00 Engineering Auditorium

Notre Dame stops losing string at three at LSU

Irish power to 30-22 win at Tiger Stadium, lessen criticism of team by winning in 'Death Valley'...

By **MIKE SULLIVAN**
Sports Editor

BATON ROUGE, La. - Louisiana State's home field, Tiger Stadium, can be a very tough place for a visiting team to win, especially when the Fighting Tigers are playing well and are highly-ranked. LSU fans like to call the place "Death Valley" and try their best to intimidate the visitor by screaming "Tiger Bait" in its direction.

You can imagine the noise last Saturday when a struggling Notre Dame team came out on to the field to take on the undefeated, sixth-ranked Tigers. LSU people expected not only a win over the 3-4 Irish, but a massacre.

Indeed, Notre Dame seemed like the perfect "Tiger Bait," but when the Tigers went in to make the kill, they found out that their bait had longer teeth than they did. As a result, the 78,033 people (LSU's ninth-largest crowd in history) who showed up to watch a Tiger feast instead saw the Irish surprise LSU, 30-22, in front of ABC's cameras.

"We had our backs against the wall," said tailback Allen Pinkett after the game. "We just decided to go ahead and play hard. We were real intense, but the crowd fired us up even more when it started talking about 'Tiger Bait.'"

Although very few people around the country expected the game to turn out like it did, it is hard to call the Irish victory a major upset. Notre Dame gave the Tigers a lesson in power football, something that it was expected to do to almost every opponent this year. For the first time this season, though, the Irish showed over an entire game how powerful they can be.

"One of the toughest jobs I had all week was to convince our football team we shouldn't listen to everything we heard about Notre Dame and believe everything we read," said LSU coach Bill Arnsparger who lost for the first time in his Tiger coaching career. "I didn't do a good job of getting that across to our football team."

"I thought we were dominated pretty good both offensively and defensively after the first quarter."

Although the Irish did not play

poorly in that first quarter, two turnovers allowed the Tigers to take an early 7-0 lead and threaten to blow the game open. However, Notre Dame finally got some breaks, namely two missed Juan Betanzos field goal attempts, and scored a touchdown of its own to deadlock the score as the teams headed into the second quarter.

From the beginning of the second quarter, however, Notre Dame almost totally dominated the game. More than anything else, the inspired performance of the ND offensive line was responsible. With the front-line blowing a smaller LSU line off the ball, Pinkett, Chris Smith, and company racked up 202 yards on the ground, including 162 by Pinkett. Not only was Pinkett's total his best this season, but so was the team's.

"We didn't do anything fancy. We just took the ball right at them," said Pinkett, who tied Vagas Ferguson's career record with his 13th 100-yard game. "We knew they had a lot of quickness, so we felt we had to wear them down."

And wear LSU down is precisely what the Irish did. They controlled the ball for 35 minutes to LSU's 25, and ran 81 offensive plays to the Tigers' 50. The game was played on a warm, humid afternoon in Baton Rouge which drained the energy out of the LSU defense which was constantly on the field. Ironically, the heat was supposed to hurt Notre Dame more because it was not used to it.

The momentum turned in Notre Dame's favor in the opening minute of the second quarter. With the score 7-7, the Irish began a drive from their own 37. Twelve plays later, John Carney kicked a 44-yard field goal, his first of three for the game. The drive lasted for almost six minutes, so when the LSU defense returned to the field three minutes later, it was getting tired.

Notre Dame took advantage of LSU's weariness to pound the ball down the field again. Behind the running of Pinkett and Smith (nine carries for 47 yards for the game), the Irish ran five minutes off the clock. On the 11th play of the drive - all rushing plays - Pinkett leaped into the endzone from the two to in-

crease the ND lead to 17-7.

Notre Dame continued its domination in the second half when it took the opening kickoff and drove 60 yards in 14 plays before Carney added his second field goal of the day - 37 yards - to bump the lead to 20-7.

The Irish defense was the main beneficiary of the offense's success as they were able to remain fresh for nearly the entire game. While the offense was moving the ball effectively, the defense was giving Tiger quarterback Jeff Wickersham and his teammates a hard time, holding them to 331 total yards (including a last-minute desperation heave for 50 yards), well below their average.

Until the game was out of reach, there was only one defensive breakdown the entire game and that came midway through the third quarter when LSU tailback Dalton Hilliard slipped a tackle, juiced an ND cornerback, and sprinted 66 yards for a touchdown to bring the Tigers to within six points at 20-14.

The Tiger Stadium crowd sensed that the Irish were about to collapse like they had during the three previous games - all losses - but the Notre Dame players had no doubts that this game would be different.

"We refused to think like that," said Pinkett. "We're fighters and we

see LSU, page 10



The Observer/Pete Laches

Allen Pinkett got many chances to carry the ball in action against South Carolina and LSU. Pinkett, benefitting from blocking that had not been there in previous games, had 100 yards or more rushing in both games, but the Irish were able to only win one outing. Mike Sullivan details the game against LSU at left.

...after losing third-straight home game to undefeated Gamecocks by giving up 22 fourth-quarter points

By **ED DOMANSKY**
Sports Writer

OCTOBER 20 — The 1984 season had been a long, uphill battle for the Fighting Irish, but for a while on Saturday at Notre Dame Stadium it looked as if the Irish may have been reaching their peak.

But in the waning minutes, just as the goal seemed to be drawing nearer, an avalanche of mistakes which had been building through-

out the game finally overtook the Irish, as they lost 36-32 to 11th-ranked South Carolina.

The loss marks the first time since 1956 that Notre Dame has lost three consecutive home games. The Irish record is now 3-4.

Compared to the team's lackluster performance one week earlier against Air Force, Notre Dame looked like an improved squad. Utilizing a new double tight-end alignment and a fired-up defense,

the team's overall performance proved to be a pleasing sight to head coach Gerry Faust.

"Every loss is a tough loss, but I saw some good things out there," said Faust. "And if you could see anything good in a loss, I saw some today. The kids really played hard."

But despite the positive aspects, it was the negative ones which played the biggest role. The same mistakes which have plagued the Irish all season continued — and they started early.

On the Gamecocks' first possession, the Notre Dame defense allowed just five yards in three plays. Troy Wilson, however, fumbled the punt on the next play, and South Carolina got the ball back at the Notre Dame 31-yard line.

Five plays later, quarterback Allen Mitchell crossed the goal line on second and one, and the Gamecocks had an early 7-0 lead.

Allen Pinkett's four-yard run capped an 80-yard drive early in the second quarter to knot the score at 7-7.

But, near the midway point of the same quarter, misfortune struck the Irish again. Notre Dame had a chance to take a 14-7 lead, but quarterback Steve Beuerlein fumbled the snap on fourth and one from the Carolina two-yard line. Joe Howard's 24-yard punt return, the longest for Notre Dame this season, enabled the Irish to start the drive at their own 42.

Wilson redeemed himself after his earlier fumble on the next Gamecock possession. The sophomore cornerback helped set up the second Notre Dame touchdown when he picked off Mike Hold's long toss at the South Carolina 39 on a second-and-11 play from the Gamecock two-yard line.

A Steve Beuerlein pass to Milt Jackson moved the Irish 26 yards

see CAROLINA, page 9

Stevenson commits to ND, overlooks DePaul

By **JEFF BLUMB**
Assistant Sports Editor

Score it Notre Dame 1, DePaul 0, in the basketball recruiting wars of 1984. On the night of October 20, 6-5 forward Mark Stevenson told Notre Dame assistant coach Pete Gillen that he had chosen the Irish over the Blue Demons and Villanova.

A senior at Roman Catholic High School in Philadelphia, Pa., Stevenson was on a recruiting visit to Notre Dame over the South Carolina football weekend. He was set to visit DePaul the following weekend. That visit, though, was quickly cancelled when Stevenson decided that he wanted to play basketball for the Irish.

"Things clicked from the moment I got there," said Stevenson during a press conference last Tuesday at Roman Catholic. "They just kept rolling along. There wasn't even a chance to stop and think about anything negative. Everything about it was great. I said, 'I can't pass up a situation like this.'"

"I had a lot of fun on my visit. But, hey, that's what visits are for. I looked beyond the fun and I still

decided Notre Dame was a very special place."

Interestingly enough, Stevenson comes from the same high school as DePaul's talented sophomore Dallas Comegys. But while admitting he had long been a DePaul fan, Stevenson made his decision with long range goals in mind.

"DePaul was always my dream school," said Stevenson, the All-Star Game MVP last summer at the heralded Five-Star Basketball Camp. "I've followed them since Terry Cummings first went there. I used to think I'd love to go to DePaul. But when they didn't seem to recruit me hard enough, I had to be open to other schools."

"(In deciding on Notre Dame) I was looking at the short-term basis and the long-term basis. The short-term was, how fast will I be able to adapt to the people and the environment? That was no problem because as soon as I got there, I was saying to myself, 'This is just like Roman.'"

"The long term basis was," Stevenson continued, "how much is a degree from this school worth? Well, Notre Dame has a great

see RECRUIT, page 10



The Observer/Mary Healy

Steve Beuerlein (7) had good blocking from his offensive line, contributing to his fine passing performances in the two games over break. Beuerlein had the best passing game of his career against South Carolina. Ed Domansky has the story at right.